

TECHNICAL MANUAL

**UNIT AND DIRECT SUPPORT MAINTENANCE
REPAIR PARTS AND SPECIAL TOOLS LIST
(INCLUDING DEPOT MAINTENANCE REPAIR PARTS AND SPECIAL TOOLS)**

**TACTICAL WATER
DISTRIBUTION SYSTEM
MODEL TWDS-20**

NSN 4320-01-361-9232

DISTRIBUTION STATEMENT A: Approved for public release; distribution is unlimited.

**HEADQUARTERS, DEPARTMENT OF THE ARMY
30 DECEMBER 1993**

TECHNICAL MANUAL
NO.10-4320-345-23P

HEADQUARTERS
DEPARTMENT OF THE ARMY
WASHINGTON D.C., 30December1993

TECHNICAL MANUAL
Unit, Direct Support and General Support Maintenance
Repair Parts and Special Tools List

Current as of 1 December 1993

REPORTING ERRORS AND RECOMMENDING IMPROVEMENTS

You can help improve this manual. If you find any mistakes or if you know of a way to improve the procedures, please let us know. Mail your letter, DA Form 2028 (Recommended Changes to Publications and Blank Forms), or DA Form 2028-2 located in the back of this manual directly to: Commander, US Army Aviation and Troop Command, ATTN: AMSAT-I-MP, 4300 Goodfellow Blvd., St. Louis, MO 63120-1798. A reply will be furnished directly to you.

DISTRIBUTION STATEMENT A: Approved for public release; distribution is unlimited.

TABLE OF CONTENTS

		PAGE	ILLUS/ FIGURE
Section I.	Introduction	1	
Section II.	Repair Part.....	1-1	
Group 00	Tactical Water Distribution System	1-1	1
Group 01	Distribution Point.....	2-1	2
	Valve Assembly, Elbow.....	3-1	3
	Discharge Hose Assembly, 2 Inch by 20 Feet.....	4-1	4
	Wye, Quick Disconnect	5-1	5
	Valve Assembly, Gate	6-1	6
	Reducer, Quick Disconnect	7-1	7
	Nozzle Assembly, Distribution	8-1	8
	Meter Assembly, Fluid Flow Indicating	9-1	9
	Purification Assembly	10-1	10
	Discharge Hose Assembly, 2 Inch by 10 Feet	11-1	11
	Coupling Half, Quick Disconnect	12-1	12
	Suction Hose Assembly, 2 Inch by 20 Feet	13-1	13
	Quick Disconnect Coupling and Water Bag	14-1	14
	Fuel Stand Assembly	15-1	15
Group 02	Storage Assembly	16-1	16
	Discharge Hose Assembly, 4 Inch by 10 Feet	17-1	17
	Gate Valve Assembly, 4 Inch	18-1	18
	Coupling Assembly, Clamp	19-1	19
	Reducing Tee, Clamping Tool.....	20-1	20
	Fabric Tank Assembly.....	21-1	21
Group 03	Suspension Assembly	22-1	22
	Rope, Clamp, Saddle, Turn Buckle, and Stake Guide	23-1	23
Group 04	Sling Assembly	24-1	24

	PAGE	ILLUS/ FIGURE
Group 05 Flaking Box Assembly	25-1	25
Group 06 Pressure Relief Valve	26-1	26
Group 07 Press Regulating Valve, Skid Mounted.....	27-1	27
Group 08 Suction Hose Assembly, 6 Inch by 10 Feet	28-1	28
Group 09 Y-Connector	29-1	29
Group 10 Pumping Station	30-1	30
Group 11 Tricon	31-1	31
Group 12 Accessories	32-1	32
Hoseline Displacement and Evacuation Kit	33-1	33
Hoseline Packing Kit.....	34-1	34
Hoseline Repair Kit	35-1	35
Tactical Water Miscellaneous Items.....	36-1	36
Water Tank Chest.....	37-1	37
Group 13 Bulk Items.....	BULK-1	
Section III. Special Tools List	38-1	38
Section IV. Cross Reference Index.....		
National Stock Number Index	I-1	
Part Number Index	I-3	
Figure and Item Number Index	I-14	

**UNIT, DIRECT SUPPORT AND GENERAL SUPPORT
MAINTENANCE REPAIR PARTS AND SPECIAL TOOLS LIST**

Section I. INTRODUCTION

1. **SCOPE.** This RPSTL lists and authorizes spares and repair parts; special tools; special test, measurement, and diagnostic equipment (TMDE); and other special support equipment required for performance of unit, direct support and general support maintenance of the Air Conditioner. It authorizes the requisitioning, issue, and disposition of spares, repair parts and special tools as indicated by the source, maintenance and recoverability (SMR) codes.

2. **GENERAL.** In addition to this section, Introduction, this Repair Parts and Special Tools List is divided into the following sections:

a. **Section II. Repair Parts List.** A list of spares and repair parts authorized by this RPSTL for use in the performance of maintenance. This list also includes parts which must be removed for replacement of the authorized parts. Parts lists are composed of functional groups in ascending alphanumeric sequence, with the parts in each group listed in ascending figure and item number sequence. Bulk materials are listed in item name sequence. Repair parts kits are listed separately in functional groups in Section II. Repair parts for repairable special tools are also listed in this section. Items listed are shown in the associated illustration(s)/figure(s).

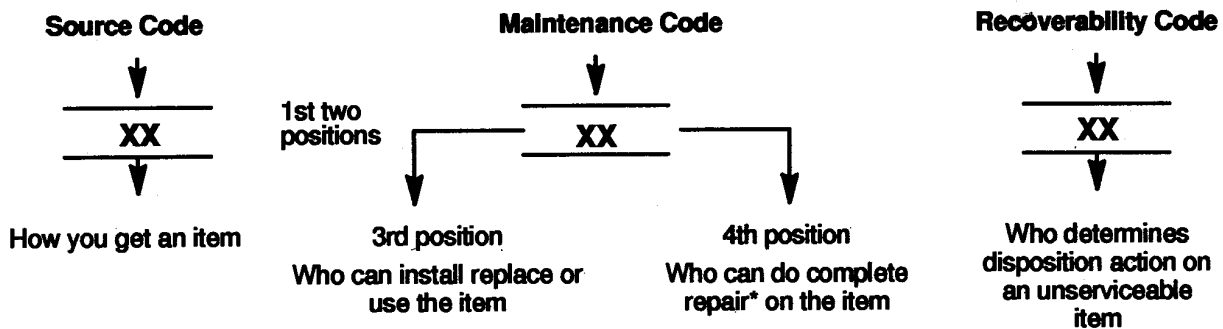
b. **Section III. Special Tools List.** A list of special tools, special TMDE, and other special support equipment authorized by this RPSTL (as indicated by Basis of Issue (BOI) information in DESCRIPTION AND USABLE ON CODE column) for the performance of maintenance.

c. **Section IV. Cross-Reference Index.** A list, in National Item Identification Number (NIIN) sequence, of all national stock numbered items appearing in the listing, followed by a list in alphanumeric sequence of all part numbers appearing in the listings. National stock numbers and part numbers are cross referenced to each illustration figure and item number appearance. The figure and item number index lists figure and item numbers in alphanumeric sequence and cross references NSN, CAGEC and part number.

3. EXPLANATION OF COLUMNS (SECTIONS II AND III).

a. **ITEM NO. (Column (1)).** Indicates the number used to identify items called out in the illustration.

b. **SMR Code (Column (2)).** The Source, Maintenance, and Recoverability (SMR) code is a 5-position code containing supply/requisitioning information, maintenance category authorization criteria, and disposition instruction, as shown in the following breakout:



* Complete Rear: Maintenance capacity, capability, and authority to perform all corrective maintenance tasks of the "Repair" function in a use/user environment in order to restore serviceability to a failed item.

(1) Source Code. The source code tells you how you get an item needed for maintenance, repair, or overhaul of an end item/equipment. Explanations of source codes follows:

Code	Explanation
PA PB PC** PD PE PF PG	<p>Stocked items; use the applicable NSN to request/requisition items with these source codes. They are authorized to the category indicated by the code entered in the 3rd position of the SMR code.</p> <p>**NOTE : Items coded PC are subject to deterioration.</p>
KD KF KB	<p>Items with these codes are not to be requested/requisitioned individually. They are part of a kit which is authorized to the maintenance category indicated in the 3rd position of the SMR code. The complete kit must be requisitioned and applied.</p>
MO (Made at org AVUM level) MF (Made at DS/AVUM level) MH (Made at GS level) ML (Made at Specialized Repair Activity (SRA)) MD (Made at Depot)	<p>Items with these codes are not to be requested/requisitioned individually. They must be made from bulk material which is identified by the part number in the DESCRIPTION and USABLE ON CODE (UOC) column and listed in the Bulk Material group of the repair parts list in the RPSTL. If the item is authorized to you by the 3rd position code of the SMR code, but the source code indicates it is made at a higher level, order the item from the higher level of maintenance.</p>
AO (Assembled by org AVUM Level) AF (Assembled by DS/AVUM Level) AH (Assembled by GS Category) AL (Assembled by SRA) AD (Assembled by Depot)	<p>Items with these codes are not to be requested/requisitioned individually. The parts that make up the assembled item must be requisitioned or fabricated and assembled at the level of maintenance indicated by the source code. If the 3rd position code of the SMR code, authorizes you to replace the item, but the source code indicates the items are assembled at a higher level, order the item from the higher level of maintenance.</p>
<p>XA - Do not requisition an "XA"-coded item. Order its next higher assembly. (Also, refer to the NOTE below.)</p> <p>XB - If an "XB" item is not available from salvage, order it using the CAGEC and part number given.</p> <p>XC - Installation drawing, diagram, instruction sheet, field service drawing, that is identified by manufacturer's part number.</p> <p>XD - Item is not stocked. Order an "XD"-coded item through normal supply channels using the CAGEC and part number given, if no NSN is available.</p>	

NOTE

Cannibalization or controlled exchange, when authorized, may be used as a source of supply for items with the above source codes, except for those source coded "XA" or those aircraft support items restricted by requirements of AR 750-1

(2) Maintenance Code. Maintenance codes tell you the level(s) of maintenance authorized to USE and REPAIR support items. The maintenance codes are entered in the third and fourth positions of the SMR code as follows:

(a) The maintenance code entered in the third position tells you the lowest maintenance level authorized to remove, replace, and use an item. The maintenance code entered in the third position will indicate authorization to the following levels of maintenance.

Maintenance Code

Application/Explanation

C - Crew or operator maintenance done within unit/AVUM maintenance.

O - Unit level VAVUM maintenance can remove, replace, and use the item.

F - Direct support/AVIM maintenance can remove, replace, and use the item.

H - General support maintenance can remove, replace, and use the item.

L - Specialized repair activity can remove, replace, and use the item.

D - Depot can remove, replace, and use the item.

(b) The maintenance code entered in the fourth position tells whether or not the item is to be repaired and identifies the lowest maintenance level with the capability to do complete repair (i.e., perform all authorized repair functions).

NOTE

Some limited repair may be done on an item at a lower level of maintenance, if authorized by the Maintenance Allocation Chart and SMR codes.

Maintenance Code

Application/Explanation

O - Unit /AVUM is the lowest level that can do complete repair of the item.

F - Direct support /AVIM is the lowest level that can do complete repair of the item.

H -General Support is the lowest level that can do complete repair of the item.

L - Specialized repair activity is the lowest level that can do complete repair of the item.

D - Depot is the lowest level that can do complete repair of the item.

Z - Nonreparable. No repair is authorized.

B - No repair is authorized. No parts or special tools are authorized for the maintenance of a "B" coded item. However, the item may be reconditioned by adjusting, lubricating, etc., at the user level.

(3) Recoverability Code. Recoverability codes are assigned to items to indicate the disposition action on unserviceable items. The recoverability code is entered in the fifth position of the SMR Code as follows:

**Recoverability
Codes**

Application/Explanation

- Z - Nonreparable item. When unserviceable, condemn and dispose of the item at the level of maintenance shown in 3rd position of SMR Code.
- O - Reparable item. When not economically reparable, condemn and dispose of the item at unit or AVUM level.
- F - Reparable item. When uneconomically reparable, condemn and dispose of the item at the direct support or AVIM level.
- H - Reparable item. When uneconomically reparable, condemn and dispose of the item at the general support level.
- D - Reparable item. When beyond lower level repair capability, return to depot. Condemnation and disposal of item not authorized below depot level.
- L - Reparable item. Condemnation and disposal not authorized below specialized repair activity (SRA).
- A - Item requires special handling or condemnation procedures because of specific reasons (e.g., precious metal content, high dollar value, critical material, or hazardous material). Refer to appropriate manuals/directives for specific instructions.

c. CAGEC (Column (3)). The Commercial and Government Entity Code (CAGEC) is a 5-digit numeric code which is used to identify the manufacturer, distributor, or Government agency/activity that supplies the item.

d. PART NUMBER (Column (4)). Indicates the primary number used by the manufacturer, (individual, company, firm, corporation, or Government activity), which controls the design and characteristics of the item by means of its engineering drawings, specifications, standards, and inspection requirements to identify an item or range of items.

NOTE

When you use an NSN to requisition an item, the item you receive may have a different part number from the number listed.

e. DESCRIPTION AND USABLE ON CODE (UOC) (Column (5)). This column includes the following information:

- (1) The Federal item name and, when required, a minimum description to identify the item.
- (2) Part numbers of bulk materials are referenced in this column in the line entry for the item to be manufactured/fabricated.
- (3) The statement "END OF FIGURE" appears just below the last item description in Column (5) for a given figure in both Section II and Section III.

f. QTY (Column (6)). The QTY (quantity per figure) column indicates the quantity of the item used in the breakout shown on the illustration/figure, which is prepared for a functional group, subfunctional group, or an assembly. A "V" appearing in this column instead of a quantity indicates that the quantity is variable and may vary from application to application.

4. EXPLANATION OF INDEX FORMAT AND COLUMNS (SECTION IV).

a. NATIONAL STOCK NUMBER (NSN) INDEX.

(1) STOCK NUMBER Column. This column lists the NSN in national item identification number (NIIN) sequence. The NIIN consists of the last nine digits of the NSN, i.e.

NSN
5305-01-574-1467
NIIN

When using this column to locate an item, ignore the first four digits of the NSN. Use the complete NSN (1 3 digits) when requisitioning items by stock number.

(2) FIG. Column. This column lists the number of the figure where the item is identified/located. The figures are in numerical order in Section II and Section III.

(3) ITEM Column. The item number identifies the item associated with the figure listed in the adjacent FIG. column. This item is also identified by the NSN listed on the same line.

b. PART NUMBER INDEX. Part numbers in this index are listed in ascending alphanumeric sequence (i. e., vertical arrangement of letter and number combinations which places the first letter or digit of each group in order A through Z, followed by the numbers 0 through 9, and each following letter or digit in like order).

(1) CAGEC Column. The Commercial and Government Entity Code (CAGEC) is a 5-digit numeric code used to identify the manufacturer, distributor, or Government agency/activity that supplies the item.

(2) PART NUMBER Column. Indicates the primary number used by the manufacturer (individual, firm, corporation, or Government activity), which controls the design and characteristics of the item by means of its engineering drawings, specifications, standards, and inspection requirements to identify an item or range of items.

(3) STOCK NUMBER Column. This column lists the NSN for the associated part number and manufacturer identified in the PART NUMBER and CAGEC columns to the left.

(4) FIG. Column. This column lists the number of the figure where the item is identified/located in Section II and Section III.

(5) ITEM Column. The item number is that number assigned to the item as it appears in the figure referenced in the adjacent figure number column.

c. FIGURE AND ITEM NUMBER INDEX.

(1) FIG. Column. This column lists the number of the figure where the item is identified/located in Section II and Section III.

(2) ITEM Column. The item number is that number assigned to the item as it appears in the figure referenced in the adjacent figure number column.

(3) STOCK NUMBER Column. This column lists the NSN for the item.

(4) CAGEC Column. The Commercial and Government Entity Code (CAGEC) is a 5-digit numeric code used to identify the manufacturer, distributor, or Government agency/activity that supplies the item.

(5) PART NUMBER Column. Indicates the primary number used by the manufacturer (individual, firm, corporation, or Government activity), which controls the design and characteristics of the item by means of its engineering drawings, specifications, standards, and inspection requirements to identify an item or range of items.

5. SPECIAL INFORMATION.

a. USABLE ON CODE. The usable on code appears in the lower left corner of the Description column heading. Usable on codes are shown as "UOC:.." in the Description Column (justified left) on the last line of the applicable item description/nomenclature. Uncoded items are applicable to all models. Identification of the usable on codes used in this RPSTL are:

<u>Code</u>	<u>Used On</u>
A	Model
B	Model
C	Model
D	Model

b. FABRICATION INSTRUCTIONS. Bulk materials required to manufacture items are listed in the Bulk Material Functional Group of this RPSTL. Part numbers for bulk materials are also referenced in the description column of the line item entry for the item to be manufactured/fabricated. Detailed fabrication instructions for items source coded to be manufactured or fabricated are found in TM 10-4320-345-23.

c. INDEX NUMBERS. Items which have the word BULK in the figure column will have an index number shown in the item number column. This index number is a cross-reference between the National Stock Number/Part Number Index and the bulk material list in Section II.

d. ASSOCIATED PUBLICATIONS. The publications listed below pertain to the Tactical Water Distribution System and its components.

<u>Publication</u>	<u>Short Title</u>
TM 10-4320-345-13	Operator, Unit, and Direct Support Maintenance Manual.

6. HOW TO LOCATE REPAIR PARTS.

a. When National Stock Numbers or Part Numbers are NOT Known.

(1) First. Using the table of contents, determine the assembly or subassembly group to which the item belongs. This is necessary since figures are prepared for assembly groups and subassembly groups, and listings are divided into the same groups.

(2) Second. Find the figure covering the assembly group or subassembly group to which the item belongs.

(3) Third. Identify the item on the figure and use the Figure and Item Number Index to find the NSN.

b. When National Stock Number or Part Number is Known.

(1) First. Using the of National Stock Number and Part Number Indexes find the pertinent National Stock Number or Part Number. The NSN index is in National Item Identification Number (NIIN) sequence (see paragraph 4.a.). The part numbers in the Part Number index are listed in ascending alphanumeric sequence (see paragraph 4.b.). Both indexes cross-reference you to the illustration/figure and item number of the item you are looking for.

(2) Second. Turn to the figure and item number, verify that the item is the one you are looking for, then locate the item number in the repair parts list for the figure.

7. ABBREVIATIONS. Abbreviations used in this manual are listed in MIL-STD-12.

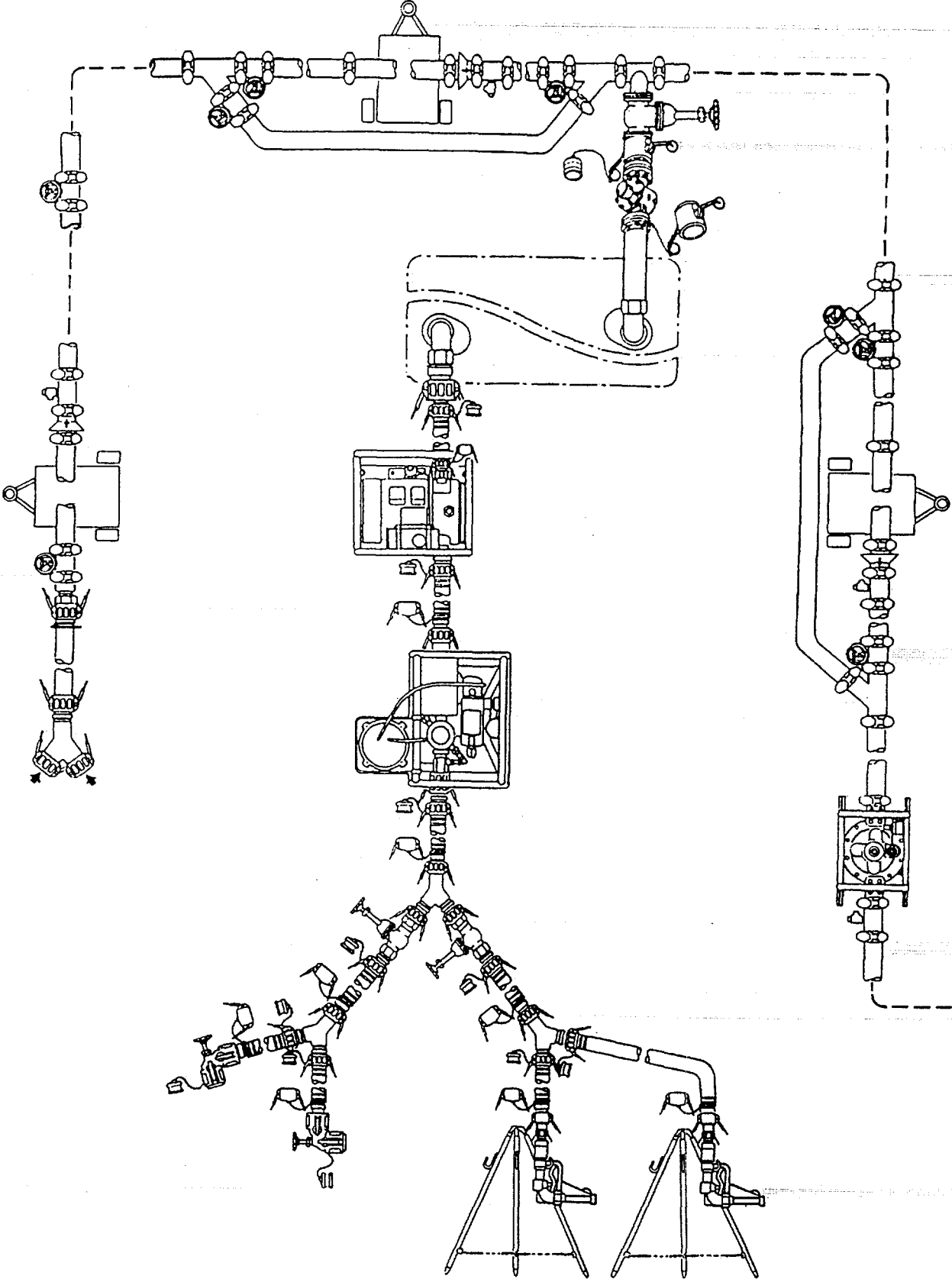


Figure 1. Tactical Water Distribution System

SECTION II

TM 10-4320-345-23P

(1) ITEM NO	(2) SMR CODE	(3) CAGEC	(4) PART NUMBER	(5) DESCRIPTION AND USABLE ON CODES(UOC) GROUP 00 TATICAL WATER DISTRIBUTION SYSTEM FIG. 1 TACTICAL WATER DISTRIBUTION SYSTEM	(6) QTY
	PDOOO	97403	13225E9090	TACTICAL WATER DIST	1
END OF FIGURE					

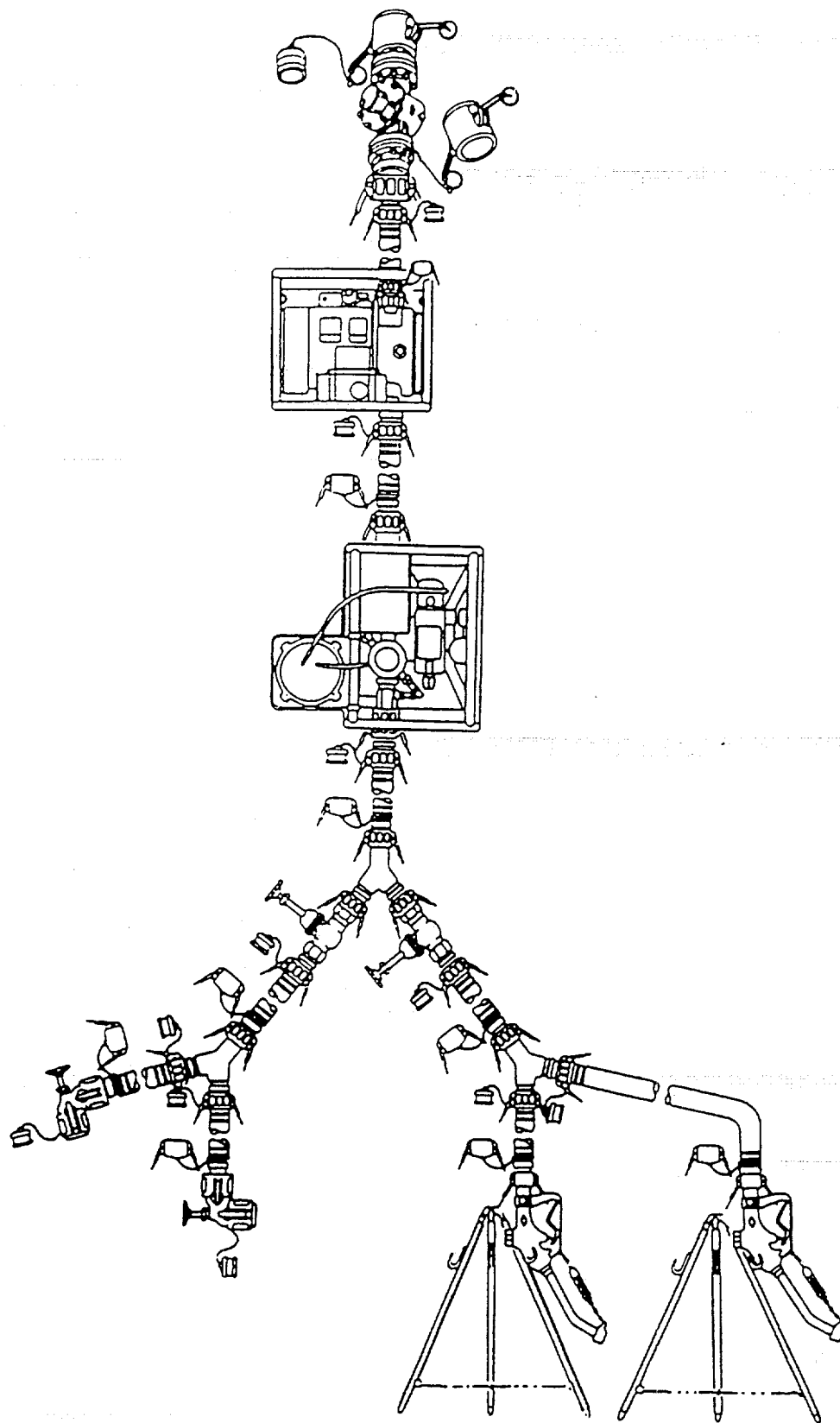


Figure 2. Distribution Point

SECTION II

TM 10-4320-345-23P

(1) ITEM NO	(2) SMR CODE	(3) CAGEC	(4) PART NUMBER	(5) DESCRIPTION AND USABLE ON CODES(UOC) GROUP 01 DISTIBUTION POINT FIG.2 DISTRIBUTION POINT	(6) QTY
	AOOOD	97403	13225E9091	DISTRIBUTION POINT	2

END OF FIGURE

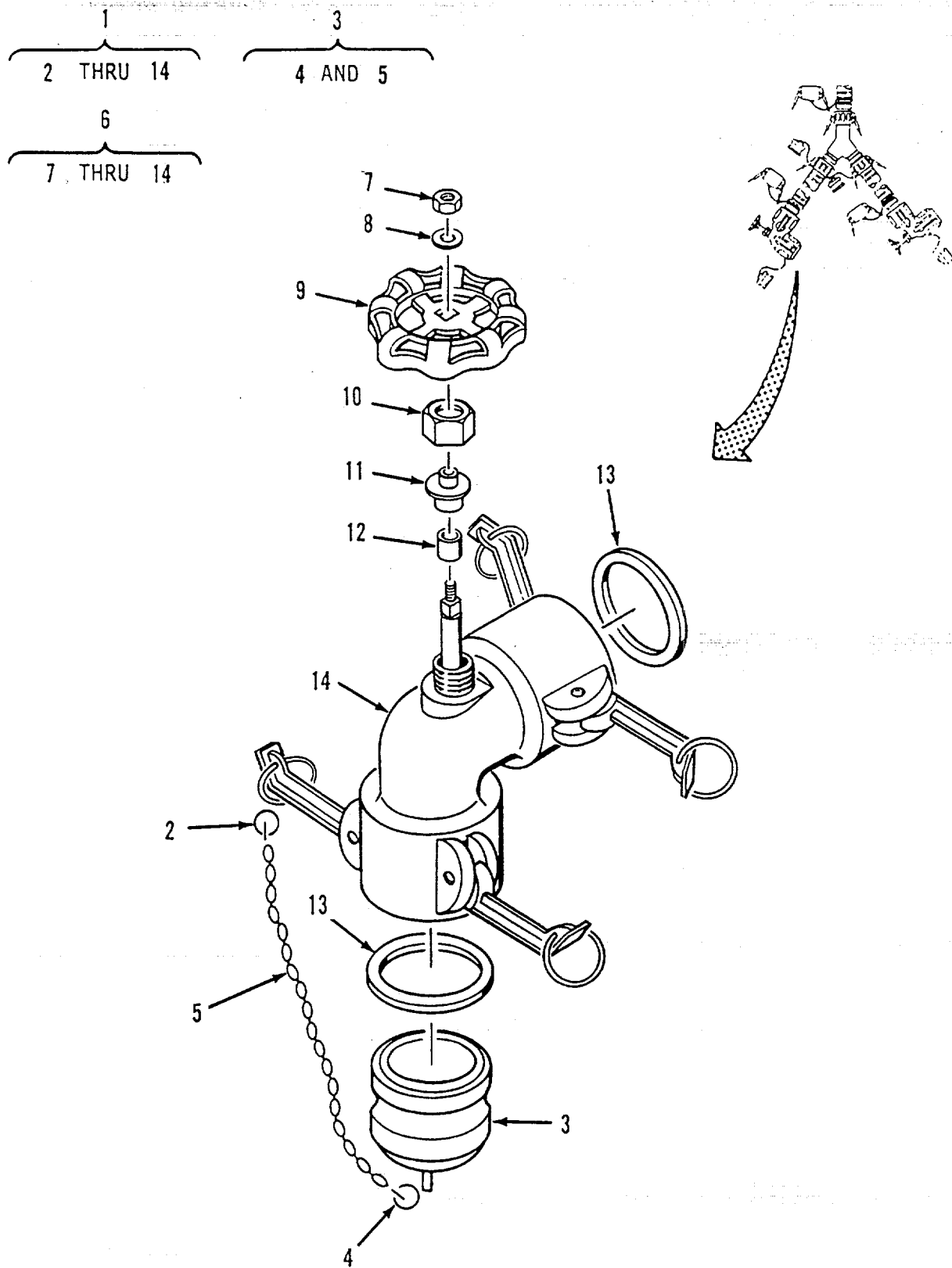


Figure 3. Valve Assembly, Elbow

SECTION II

TM 10-4320-345-23P

(1) ITEM NO	(2) SMR CODE	(3) CAGEC	(4) PART NUMBER	(5) DESCRIPTION AND USABLE ON CODES(UOC)	(6) QTY
GROUP 01 DISTRIBUTION POINT					
FIG. 3 VALVE ASSEMBLY					
1	AOOOO	90598	13225E9091-Y	VALVE ASSY,ELBOW	2
2	PAOZZ	9H113	H01434M	RING,RETAINING	1
3	PAOZZ	96906	MS27029-11	PLUG,QUICK DISCONNE	1
4	PAOZZ	9H113	H01434M	RING,RETAINING	1
5	MOOZZ	19099	RR-C-271-A	CHAIN,SASH MAKE FROM BULK P/N:	1
				RR-C-271, TYPE II, CLASS 3, LINK.....	
				SIZE 35, BRONZE. CUT TO 19 LINKS.....	
6	PAOOO	80691	2OBB90AL77	VALVE,ANGLE	1
7	PAOZZ	80691	1SHBR-1	NUT,BRASS.....	1
8	PAOZZ	80691	15HBR-2	ASHER,BRASS1	
9	PAOZZ	80691	15HBR	HANDLE	1
10	XBOZZ	97403	13217E2995	NUT, PACKING.....	1
11	XBOZZ	97403	13216E9178	RING.SEAT	1
12	PCOZZ	97403	13217E2996	GLAND,PACKING	1
13	PCOZZ	96906	MS27030-6	GASKET.....	2
14	XAOZZ	80691	2OBB90AL77CST	BODY	1

END OF FIGURE

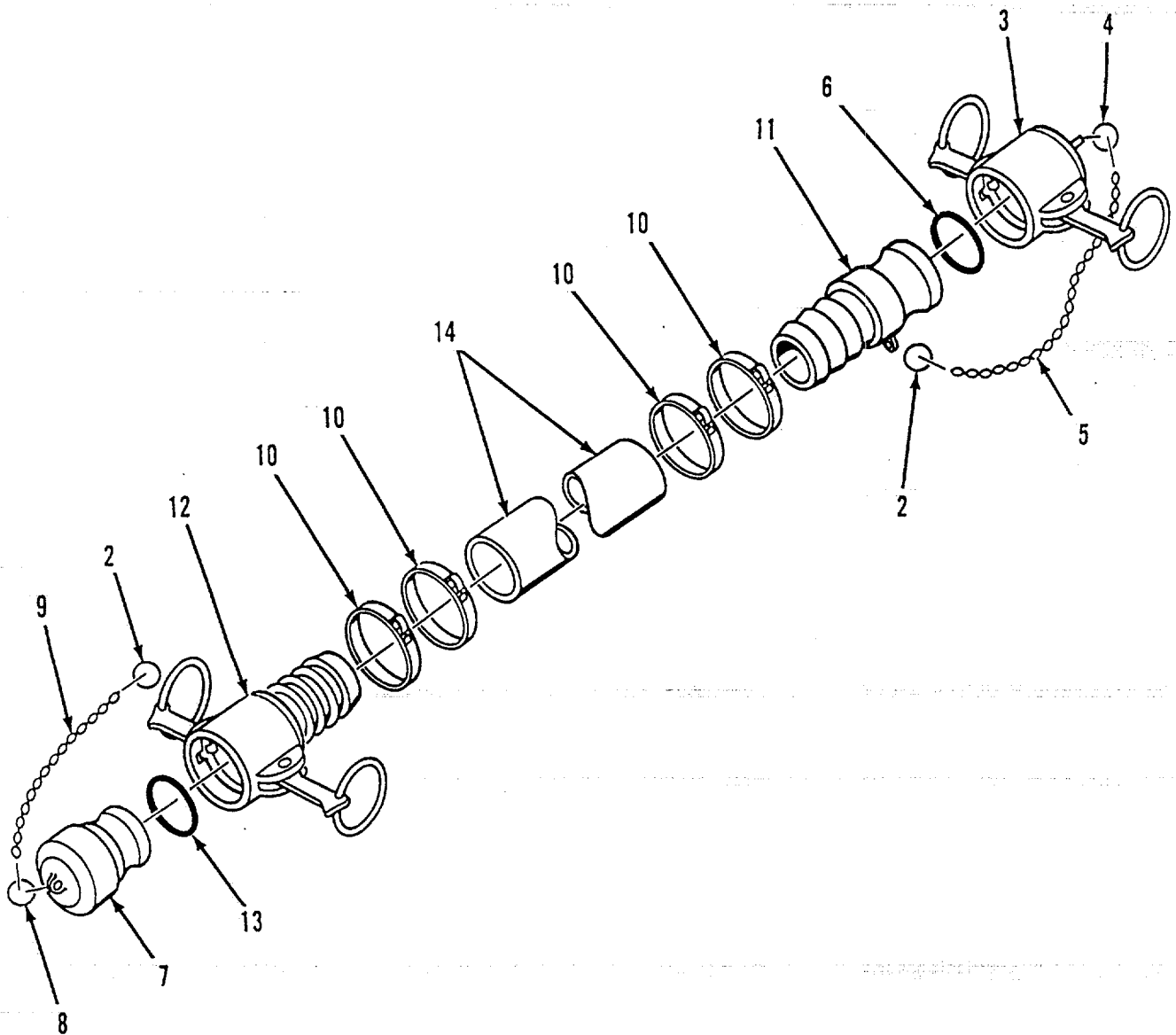
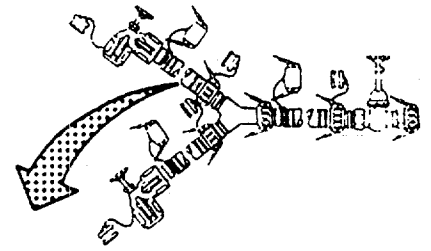



Figure 4. Discharge Hose Assembly, 2 Inch by 20 Feet

SECTION II

TM 10-4320-345-23P

(1) ITEM NO	(2) SMR CODE	(3) CAGEC	(4) PART NUMBER	(5) DESCRIPTION AND USABLE ON CODES(UOC)	(6) QTY
GROUP 01 DISTRIBUTION POINT					
FIG. 4 DISCHARGE HOSE ASSEMBLY, 2- INCH BY 20 FEET					
1	PCOOZ	97403	13225E9136-2	THOSE ASSEMBLY,NONME	7
2	PAOZZ	9H113	H01434M	RING,RETAINING	2
3	PAOOZ	96906	MS27028-11	CAP,QUICK DIS CONNEC.....	1
4	PAOZZ	9H113	H01434M	RING,RETAINING	1
5	MOOZZ	19099	RR-C-271-A	CHAIN,SASH MAKE FROM BULK P/N:	1
				RR-C-271, TYPE II, CLASS 3, LINK.....	
				SIZE 35, BRONZE.CUT TO 19 LINKS.....	
6	PCOZZ	96906	MS27030-6	GASKET.....	1
7	PAOZZ	96906	MS27029-11	PLUG,QUICK DISCONNE	1
8	PAOZZ	9H113	H01434M	RING, RETAINING.....	1
9	MOOZZ	19099	RR-C-271-A	CHAIN,SASH MAKE FROM BULK P/N:	1
				RR-C-271, TYPE II, CLASS 3, LINK.....	
				SIZE 35, BRONZE. CUT TO 19 LINKS.....	
10	PAOZZ	70847	J230	CLAMP,HOSE	4
11	PAOZZ	96906	MS27021-11	COUPLING HALF,QUICK	1
12	PAOOZ	96906	MS27025-11	COUPLING HALF,QUICK.....	1
13	PCOZZ	96906	MS27030-6	GASKET	1
14	XBOZZ	24161	25006-2-2	HOSE,RUBBER.DISCH	1

END OF FIGURE

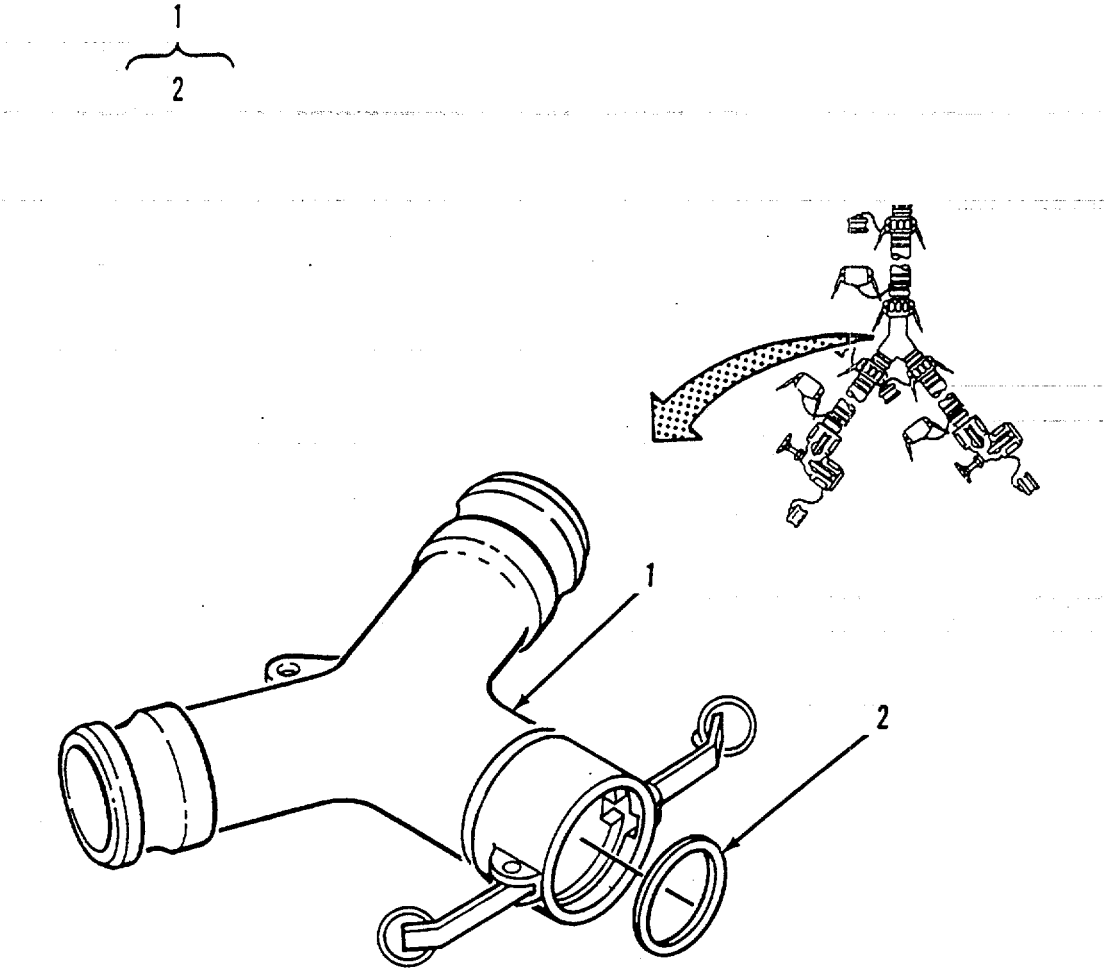


Figure 5. Wye, Quick Disconnect

SECTION II

TM 10-4320-345-23P

(1) ITEM NO	(2) SMR CODE	(3) CAGEC	(4) PART NUMBER	(5) DESCRIPTION AND USABLE ON CODES(UOC) GROUP 01 DISTRIBUTION POINT FIG. 5 WYET QUICK DISCONNECT	(6) QTY
1	PAOOZ	9H113	319K-2	WYE,QUICK DISCONNEC	3
2	PCOZZ	96906	MS27030-6	GASKET.....	1

END OF FIGURE

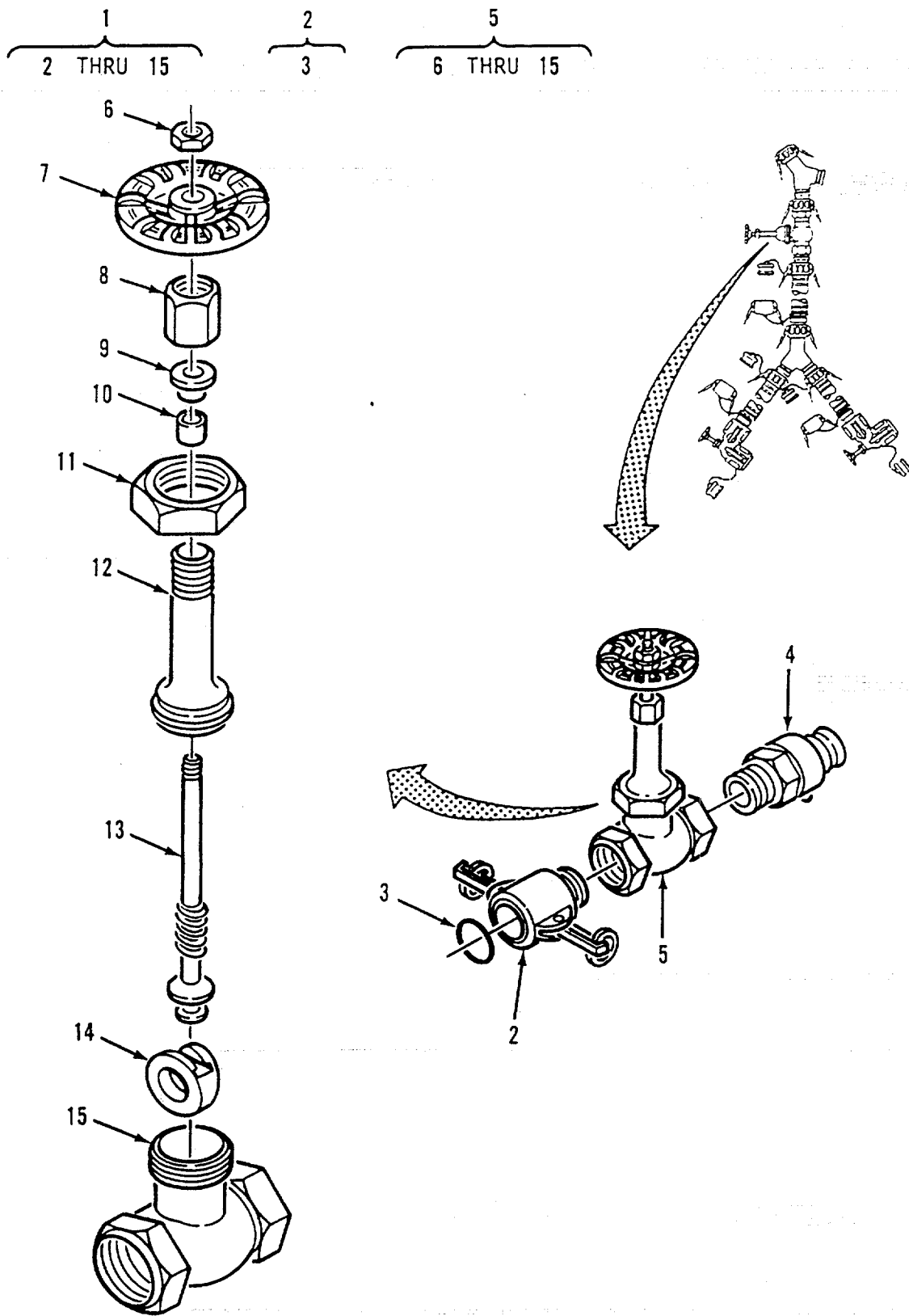


Figure 6. Valve Assembly, Gate

SECTION II

TM 10-4320-345-23P

(1) ITEM NO	(2) SMR CODE	(3) CAGEC	(4) PART NUMBER	(5) DESCRIPTION AND USABLE ON CODES(UOC)	(6) QTY
GROUP 01 DISTRIBUTIN PINT					
FIG.6. VALVE ASSEMBLY, GATE					
1	AOOOO	97403	1322SE9091-Y1	VALVE ASSY,GATE	2
2	PAOOZ	96906	MS27026-11	COUPLING HALF,QUICK	1
3	PCOZZ	96906	MS27030-6	GASKET.....	1
4	PAOZZ	96906	MS27022-11	COUPLING HALF,QUICK.....	1
5	PAOOO	76364	GATE 1151	VALVE,GATE	1
6	PAOZZ	76364	3116-K-210	NUT,HANDWHEEL	1
7	PAOZZ	76364	7633-G1-480	HANDWHEEL	1
8	XBOZZ	76364	282-H-210	NUT,PACKING.....	1
9	XBOZZ	76364	3639-J-220	GLAND	1
10	XBOZZ	76364	65103-J-992	PACKING	1
11	XBOZZ	76364	3205-J-150	NUT,UNION BONNET.....	1
12	XBOZZ	76364	2328-J-150	BONNET.	1
13	XBOZZ	76364	26148-J-155	STEM.	1
14	XBOZZ	76364	4310-J-150	DISC,WEDGE	1
15	XBOZZ	76364	201-4-J-150	BODY	1

END OF FIGURE

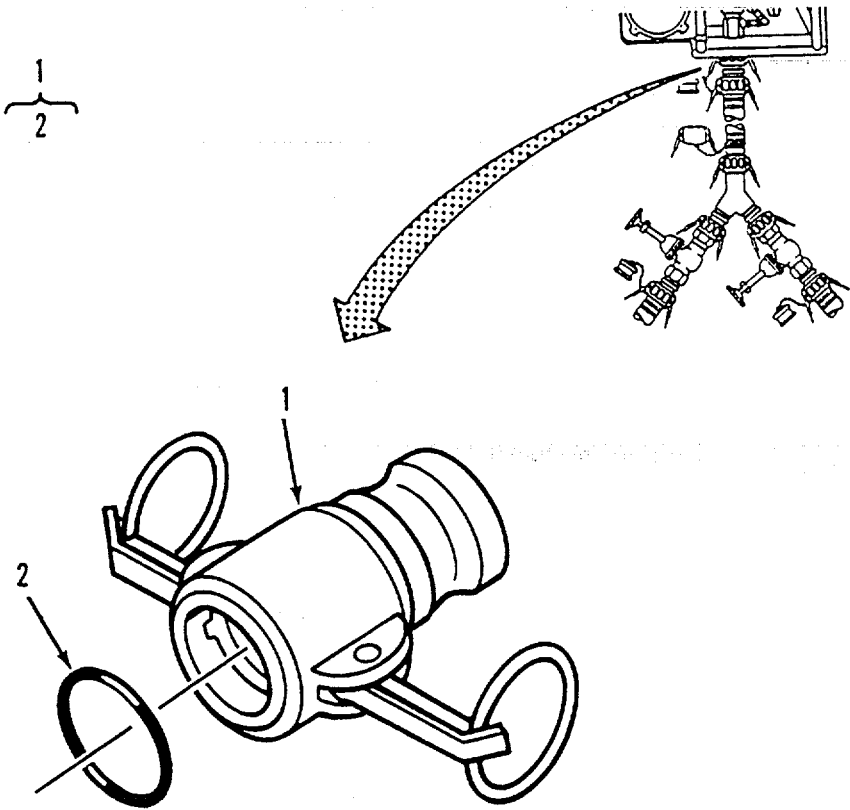


Figure 7. Reducer, Quick Disconnect

SECTION II

TM 10-4320-345-23P

(1) ITEM NO	(2) SMR CODE	(3) CAGEC	(4) PART NUMBER	(5) DESCRIPTION AND USABLE ON CODES(UOC)	(6) QTY
-------------------	--------------------	--------------	-----------------------	---	------------

GROUP 01 DISTRIBUTION POINT

FIG. 7 REDUCER, QUICK DISCONNECT

1	PAOOZ	96906	MS49000-17	REDUCER,QUICK DISCO	1
2	PCOZZ	96906	MS27030-9	GASKET.....	1

END OF FIGURE

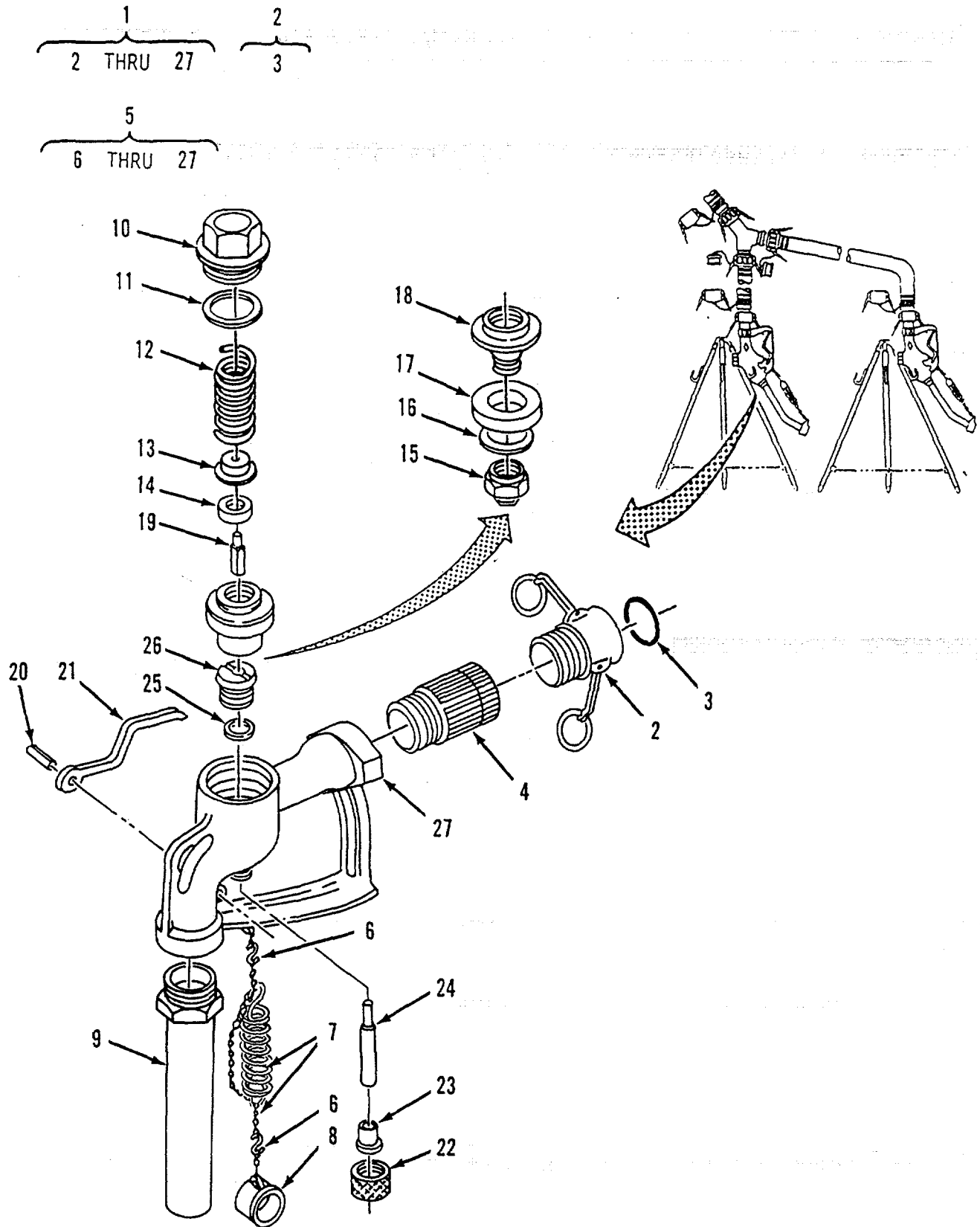


Figure 8. Nozzle Assembly, Distribution.

SECTION II

TM 10-4320-345-23P

(1) ITEM NO	(2) SMR CODE	(3) CAGEC	(4) PART NUMBER	(5) DESCRIPTION AND USABLE ON CODES(UOC)	(6) QTY
GROUP 01 DISTRIBUTION POINT					
FIG.8 NOZZLE ASSEMBLY, DISTRIBUTION					
1	AOOOO	90598	13225E9091-Y2	NOZZLE ASSY,DIST	2
2	PAOOZ	96906	MS49002-9	COUPLING HALF,QUICK.....	2
3	PCOZZ	96906	MS27030-6	GASKET	1
4	PAOZZ	81718	25W 1 1/2IN	SWING JOINT,PIPE.....	1
5	PAOOZ	81718	190-GW	NOZZLE,WATER DISTRI.....	1
6	PAOZZ	41592	231APC0123 2H	HOOK,CHAIN,S	2
7	PAOZZ	41592	231APC0123 2C	CHAIN ASSEMBLY,BRAS.....	1
8	PAOZZ	41592	231APC0222 XAH	CAP,TUBE	1
9	XBOZZ	41592	231A--0205 AT	TUBE & ADAPTER	1
10	XBOZZ	41592	231A--0103 MC	CAP	1
11	XBOZZ	41592	235--0509 2G	GASKET,CAP.TEFLON.....	1
12	XBOZZ	41592	231A--0112 2S	SPRING	1
13	XBOZZ	41592	231AF-0115 21	HOLDER,SMALL DISC	1
14	XBOZZ	41592	231A--0913 2D	DISC,SMALL	1
15	XBOZZ	41592	231AF-0110 21	NUT,DISC,LARGE	1
16	XBOZZ	41592	231AF-0111 21	WASHER,LARGE DISC	1
17	XBOZZ	41592	231A--0909 2D	DISC,LARGE,BUNA-N	1
18	XBOZZ	41592	231SS-0108 21	HOLDER,LARGE DISC	1
19	XBOZZ	41592	231AF-0114 21	GUIDE,SMALL DISC	1
20	XBOZZ	41592	231A--0220 2	PIN,GROOVE-STEEL	1
21	XBOZZ	41592	231A--0102	HANDLE,ALUM	1
22	XBOZZ	41592	231AF-0118 21	NUT, PACKING	1
23	XBOZZ	41592	231AF-0117 21	PACKING GLAND.....	1
24	XBOZZ	41592	231APM0107 21	STEM	1
25	XBOZZ	41592	231AW-0219 2	PACKING,RING	1
26	XBOZZ	41592	231AF-0116 21.	STUFFING BOX.....	1
27	XAOZZ	41592	231A--0201 MB	BODY.....	1

END OF FIGURE

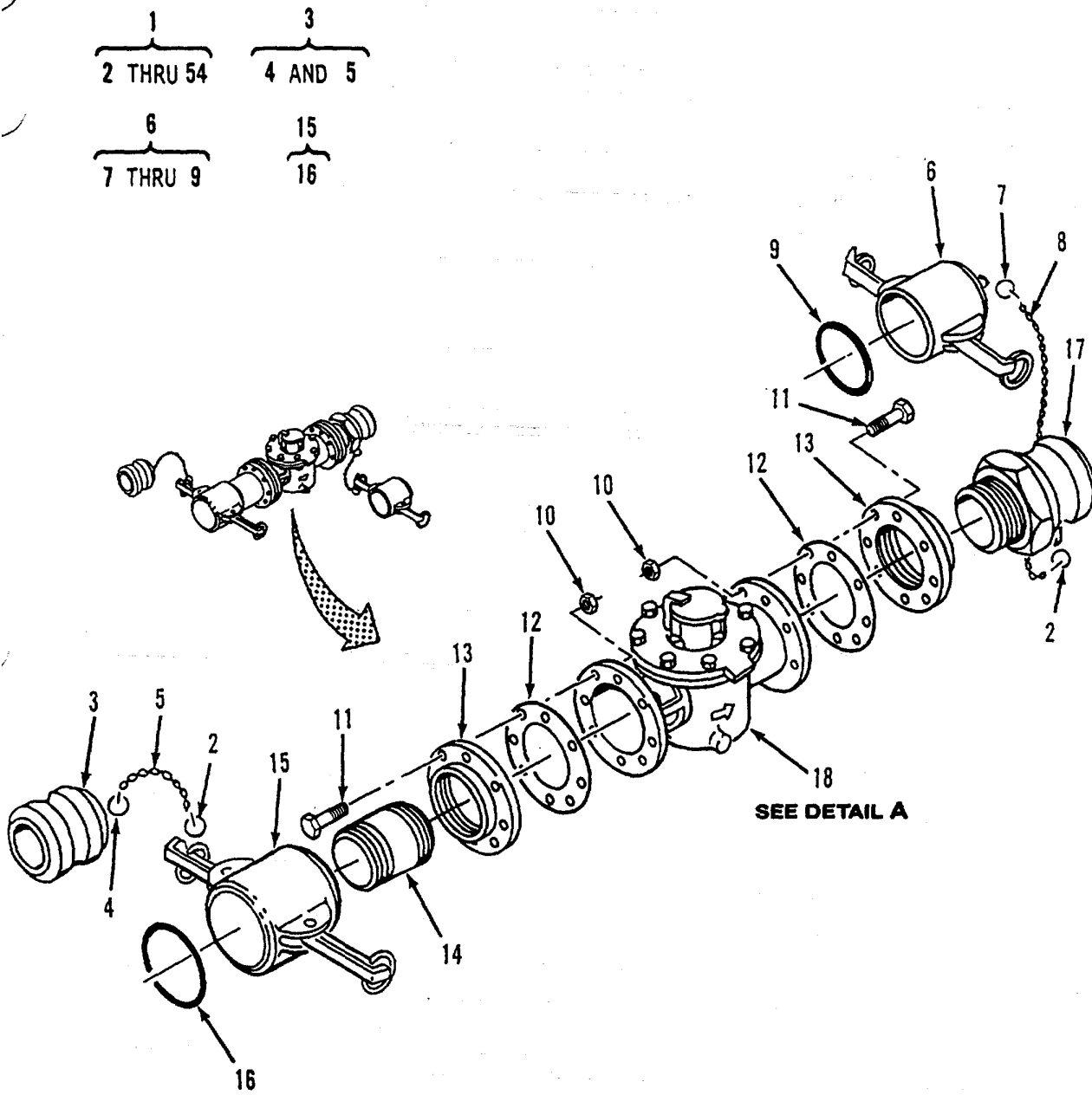
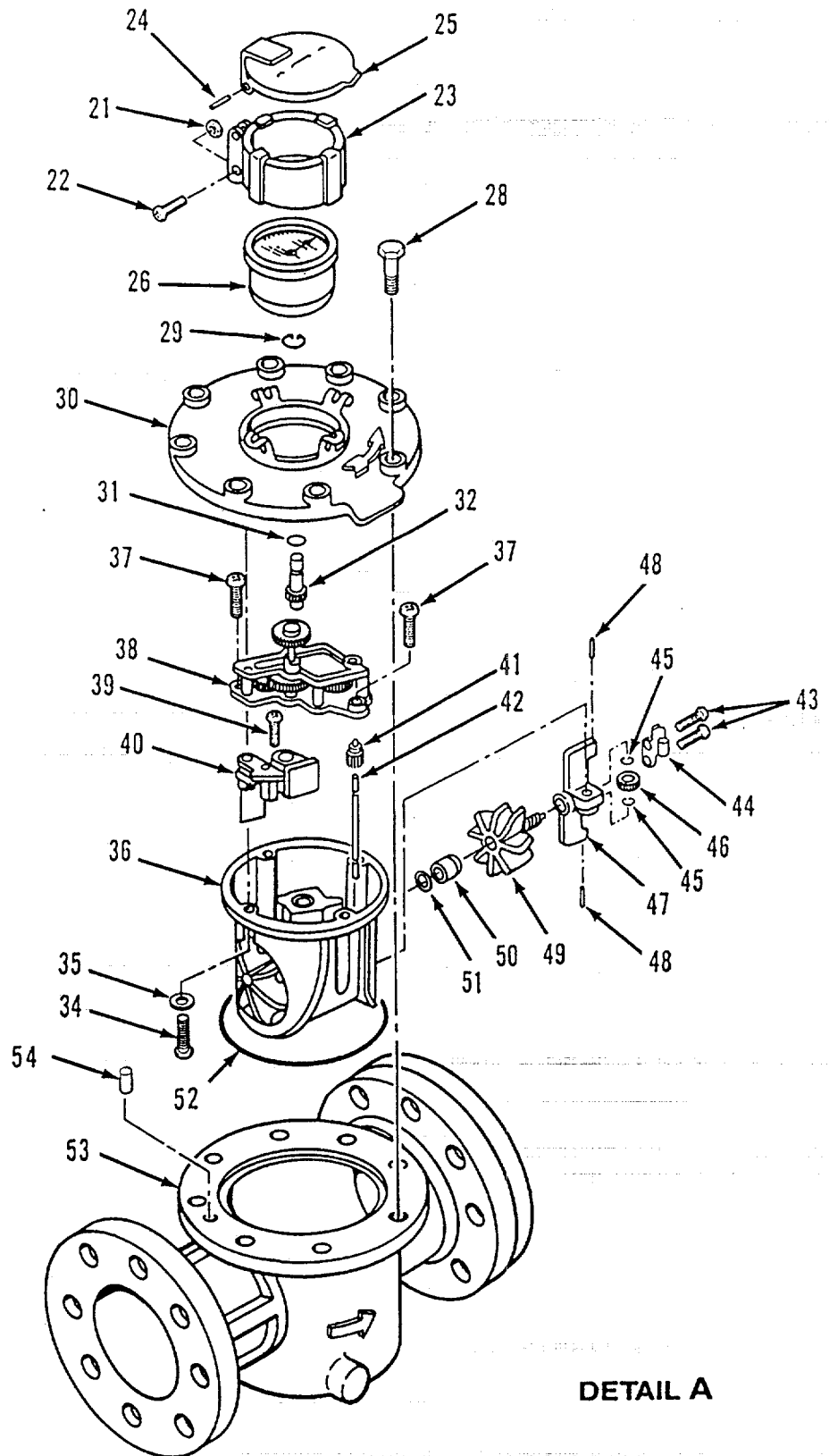


Figure 9. Meter Assembly, Fluid Flow Indicating (Sheet 1 of 2)

- 18
- 19 THRU 54
- 19
- 20 THRU 52
- 20
- 21 THRU 26
- 27
- 28 THRU 32
- 33
- 34 THRU 52



DETAIL A

Figure 9. Meter Assembly, Fluid Flow Indicating (Sheet 2 of 2)

(1) ITEM NO	(2) SMR CODE	(3) CAGEC	(4) PART NUMBER	(5) DESCRIPTION AND USABLE ON CODES(UOC)	(6) QTY
GROUP 01 DISTRIBUTION POINT					
FIG. 9 METER ASSEMBLY, FLUID FLOW INDICATING					
1	PBOOO	97403	13225E9177	METER, FLOW RATE IND	2
2	PAOZZ	9H113	H01434M	RING, RETAINING	2
3	PAOZZ	96906	MS27029-17	PLUG, QUICK DISCONN	1
4	PAOZZ	9H113	H01434M	RING, RETAINING	1
5	MOOZZ	19099	RR-C-271-A	CHAIN, SASH MAKE FROM BULK P/N. RR-C-271, TYPE II, CLASS 3, LINK..... SIZE 35, BRONZE. CUT TO 19 LINKS.....	1
6	PAOOZ	96906	MS27028-17	CAP, QUICK DISCONN	1
7	PAOZZ	9H113	H01434M	RING, RETAINING	1
8	MOOZZ	19099	RR-C-271-A	CHAIN, SASH MAKE FROM BULK P/N. RR-C-271, TYPE II, CLASS 3, LINK..... SIZE 35, BRONZE. CUT TO 19 LINKS.....	1
9	PCOZZ	96906	MS27030-9	GASKET	1
10	PAOZA	96906	MS51922-54	NUT, SELF-LOCKING, HE	16
11	PAOZZ	96906	MS35308-467	SCREW, CAP, HEXAGON H	16
12	PCOZZ	97403	13225E9177-3	GASKET	2
13	XBOZZ	91349	M18180/5010B01	FLANGE AND FLG FTG	2
14	XBOZZ	90598	25010-5	NIPPLE, PIPE, BRASS 4 IN DIA X 6..... IN LONG	1
15	PAOOZ	96906	MS27024-17	COUPLING HALF, QUICK.....	1
16	PCOZZ	96906	MS27030-9	GASKET	1
17	PAOZZ	96906	MS27022-17	COUPLING HALF, QUICK.....	1
18	XBOOO	7L864	4INT300C-B/P	METER, FDFL IND, TURB	1
19	XBOOO	7L864	4INT3000C-B/P-57	ELEMENT ASS Y, COMPLE	1
20	XBOOO	7L864	4INT3000C-B/P-54	REGISTER ASSY, US G	1
21	XBOZZ	7L864	4INT3000C-B/P-41	NUT, SEAL.....	1
22	XBOZZ	7L864	4INT3000C-B/P-40	SCREW, REG HEAD	1
23	XBOZZ	7L864	4INT3000C-B/P-44	HOUSING, POLYMER	1
24	XBOZZ	7L864	4INT3000C-B/P-42	PIN, HINGE	1
25	XBOZZ	7L864	4INT3000C-B/P-43	LID, POLYMER	1
26	XBOZZ	7L864	4INT3000C-B/P-34	REGISTER, US GAL	1
27	XBOOO	7L864	4INT3000C-B/P-53	COVER ASSY, BRONZE	1
28	XBOZZ	7L864	4INT3000C-B/P-7	BOLT, BODY	8
29	XBOZZ	7L864	4INT3000C-B/P-10	CLIP, REG SHAFT	1
30	XBOZZ	7L864	4INT300C-B/P-3	COVER, BRONZE.....	8
31	XBOZZ	7L864	4INT3000C-B/P-11	O-RING, REG SHAFT	1
32	XBOZZ	7L864	4INT3000C-B/P-12	SHAFT, REGULATOR.....	1
33	XBOOO	7L864	4INT3000C-B/P-56	ELEMENT ASSY, US G A L	1
34	XBOZZ	7L864	4INT3000C-B/P-18	SCREW, SECURING	4
35	XBOZZ	7L864	4INT3000C-B/P-19	WASHER, SECURING.....	4
36	XBOZZ	7L864	4INT3000C-B/P-15	ELEMENT, MEASURING	1
37	XBOZZ	7L864	4INT3000C-B/P-33	SCREW, SECURING	2
38	XBOZZ	7L864	4INT3000C-B/P-32	UNDERGEAR ASSY, US G.....	1
39	XBOZZ	7L864	4INT3000C-B/P-31	SCREW, SECURING	1
40	XBOZZ	7L864	4INT3000C-B/P-30	REGULATOR ASSY, INTL	1
41	XBOZZ	7L864	4INT3000C-B/P-28	PINION.....	1
42	XBOZZ	7L864	4INT3000C-B/P-27	SHAFT. WORM.....	1

SECTION II

TM 10-4320-345-23P

(1) ITEM NO	(2) SMR CODE	(3) CAGEC	(4) PART NUMBER	(5) DESCRIPTION AND USABLE ON CODES(UOC)	(6) QTY
43	XBOZZ	7L864	4INT300OC-B/P-22	SCREW,CAP	2
44	XBOZZ	7L864	4INT3000C-B/P-21	CAP, BEARING	1
45	XBOZZ	7L864	4IN1300OC-B/P-29	CLIP,DRIVE	2
46	XBOZZ	7L864	4INT300OC-B/P-26	WHEEL,WORM	1
47	XBOZZ	7L864	4INT300OC-B/P-23	SUPPORT,BACK ROTOR	1
48	XBOZZ	7L864	4INT300OC-B/P-24	PIN,DOWEL	2
49	XBOZZ	7L864	4INT300OC-B/P-25	ROTOR,COMPLETE	1
50	XBOZZ	7L864	4INT300C-B/P-16	BEARING,FR RADIAL	1
51	XBOZZ	7L864	4INT3000C-B/P-17	BEARING,FR THRUST	1
52	XBOZZ	7L864	4INT300C-B/P-6	O-RING,BODY	1
53	XBOZZ	7L864	4INT300OC-B/P-1	BODY,BRZ,RND FLANGE	1
54	XBOZZ	7L864	4INT300OC-B/P-20	PIN, DOWEL	1

END OF FIGURE

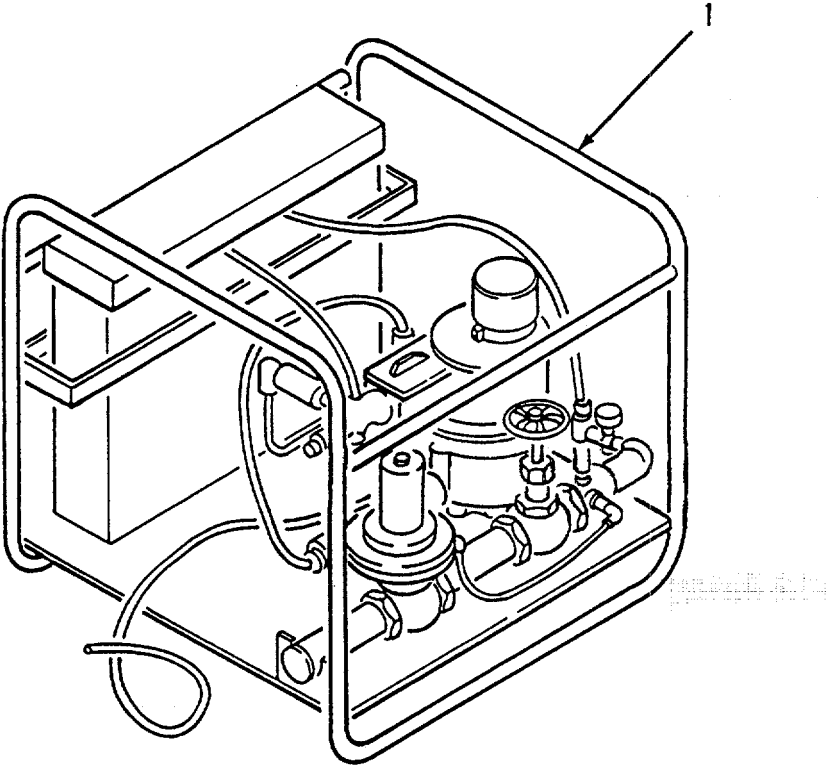


Figure 10. Purification Assembly

SECTION II

TM 10-4320-345-23P

(1) ITEM NO	(2) SMR CODE	(3) CAGEC	(4) PART NUMBER	(5) DESCRIPTION AND USABLE ON CODES(UOC)	(6) QTY
-------------------	--------------------	--------------	-----------------------	---	------------

GROUP 0I DISTRIBUTION POINT

FIG. 10 PURIFICATION ASSEMBLY

1	PDOOO	81349	MIL-H-12732	HYPOCHLORINATION UN UNIT	1
---	-------	-------	-------------	--------------------------------	---

END OF FIGURE

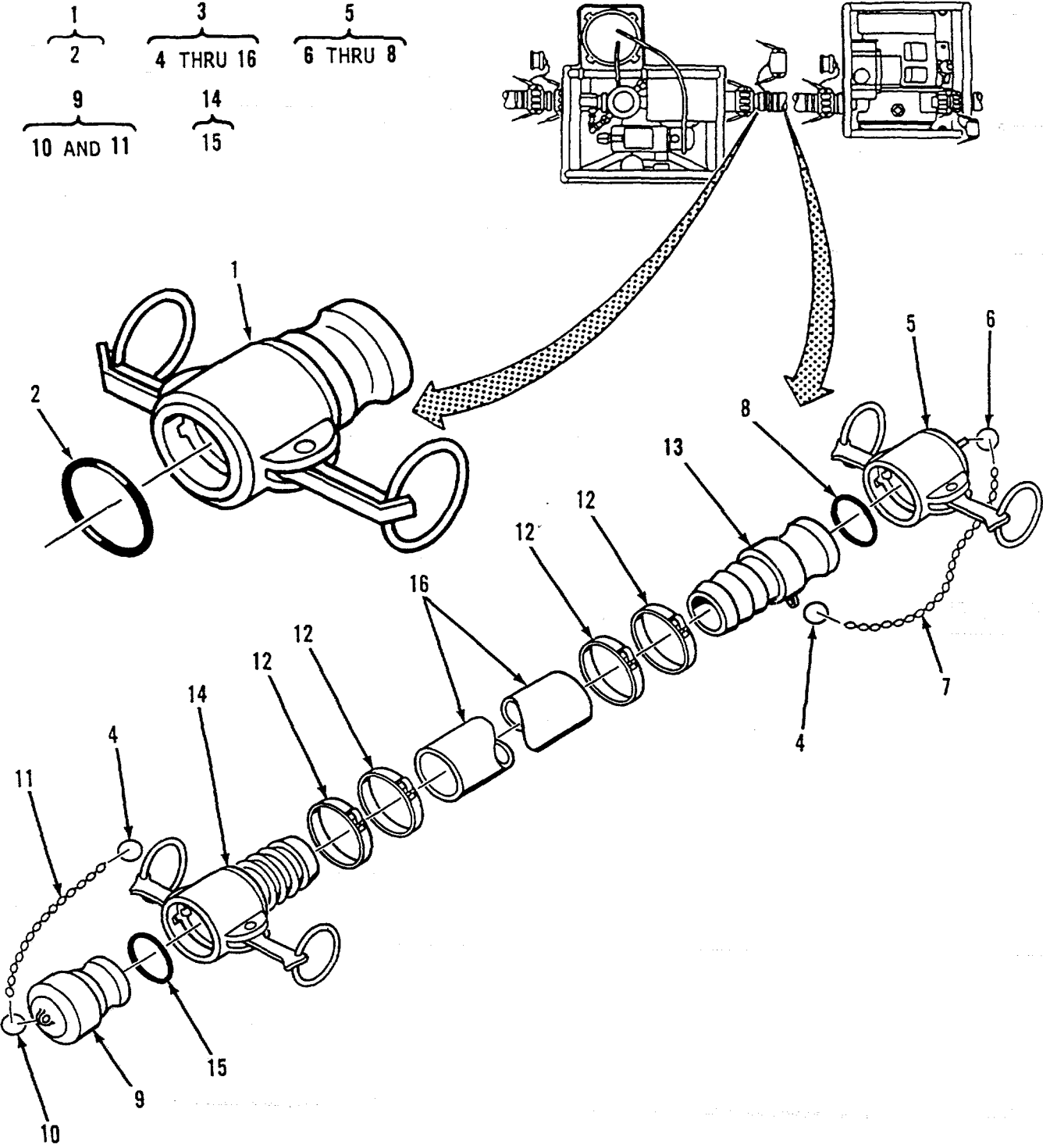


Figure 11. Discharge Hose Assembly 2 Inch by 10 Feet

SECTION II

TM 10-4320-345-23P

(1) ITEM NO	(2) SMR CODE	(3) CAGEC	(4) PART NUMBER	(5) DESCRIPTION AND USABLE ON CODES(UOC)	(6) QTY
GROUP 01 DISTRIBUTION POINT					
FIG. 11 DISCHARGE HOSE ASSEMBLY 2- INCH BY 10 FEET					
1	PAOOZ	96906	MS49000-19	REDUCER,QUICK DISCO	2
2	PCOZZ	96906	MS27030-6	GASKET	1
3	PCOOZ	97403	13225E9136-1	HOSE ASSEMBLY,NONMBE	1
4	PAOZZ	9H113	H01434M	RING,RETAINING	2
5	PAOOZ	96906	MS27028-11	CAP,QUICK DISCONNec	1
6	PAOZZ	9H113	H01434M	RING,RETAINING.	1
7	MOOZZ	19099	RR-C-271-A	CHAIN,SASH MAKE FROM BULK P/N:	1
				RR-C-271, TYPE II, CLASS 3, LINK.....	
				SIZE 35, BRONZE. CUT TO 19 LINKS.....	
8	PCOZZ	96906	MS27030-6	GASKET.....	1
9	PAOZZ	96906	MS27029-11	PLUG,QUICK DISCONNec	1
10	PAOZZ	9H113	H01434M	RING,RETAINING	1
11	MOOZZ	19099	RR-C-271-A	CHAIN,SASH MAKE FROM BULK P/Ns.....	1
				RR-C-271, TYPE II, CLASS 3, LINK	
				SIZE 35, BRONZE.CUT TO 19 LINKS.....	
12	PAOZZ	70847	J230	CLA11P,HOSE.....	4
13	PAOZZ	96906	MS27021-11	COUPLING HALFPQUICK	1
14	PAOOZ	96906	MS27025-11	COUPLING HALF,QUICK	1
15	PCOZZ	96906	MS27030-6	GASKET	1
16	XBOZZ	24161	25006-1-1	HOSE,RUBBER.DISCH.....	1

END OF FIGURE

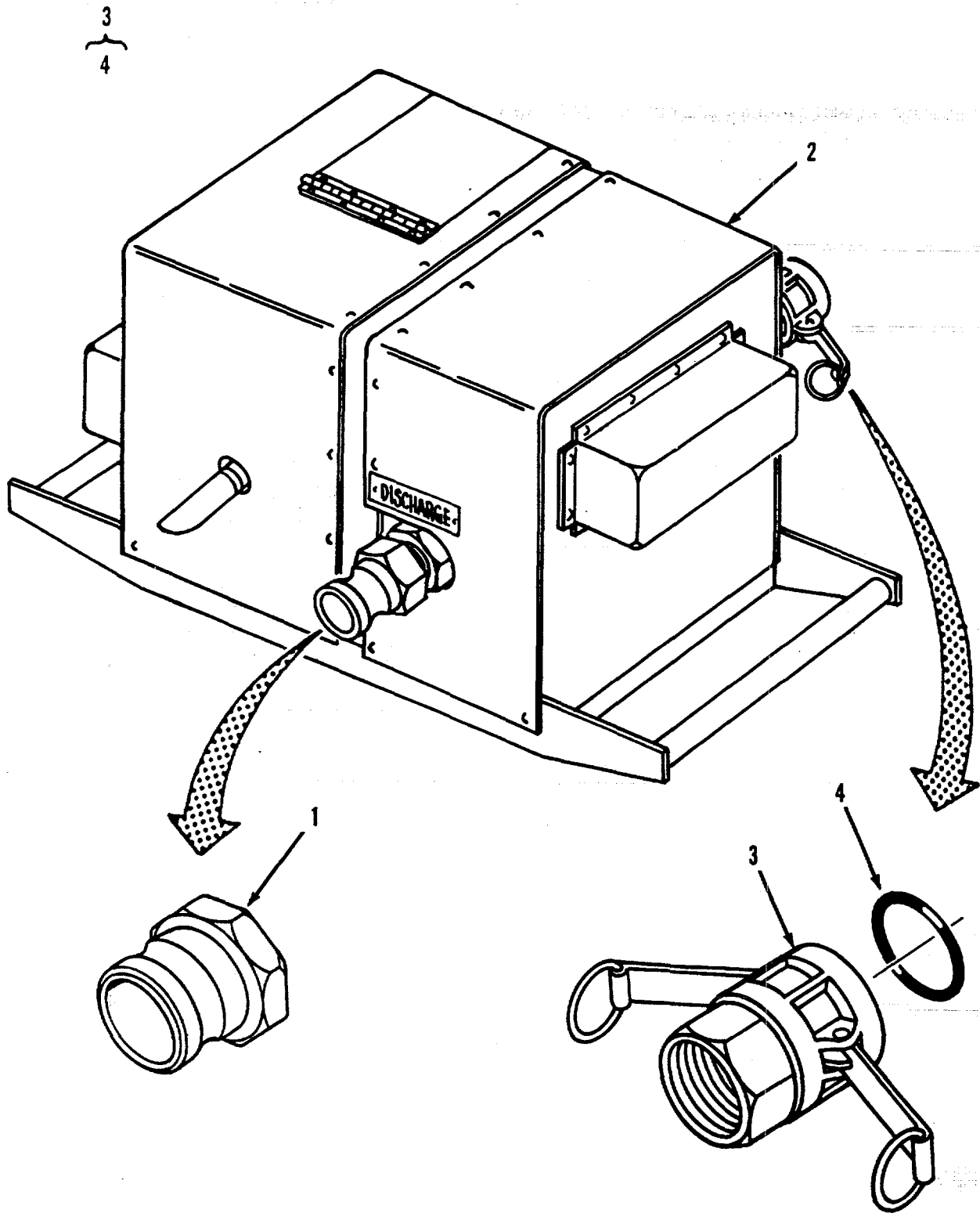


Figure 12. Coupling Half, Quick Disconnect

SECTION II

TM 10-4320-345-23P

(1) ITEM NO	(2) SMR CODE	(3) CAGEC	(4) PART NUMBER	(5) DESCRIPTION AND USABLE ON CODES(UOC)	(6) QTY
GROUP 01 DISTRIBUTION POINT					
FIG. 12 COUPLING HALF, QUICK DISCONNECT					
1	PAOZZ	96906	MS27022-11	COUPLING HALF,QUICK	1
2	PDOOO	97403	13200EBB00	PUMP UNIT,CENTRIFUG AL, 125 GPM	1
3	PAOOZ	96906	MS27026-11	COUPLING HALF,QUICK	1
4	PCOZZ	96906	MS27030-6	GASKET.....	1

END OF FIGURE

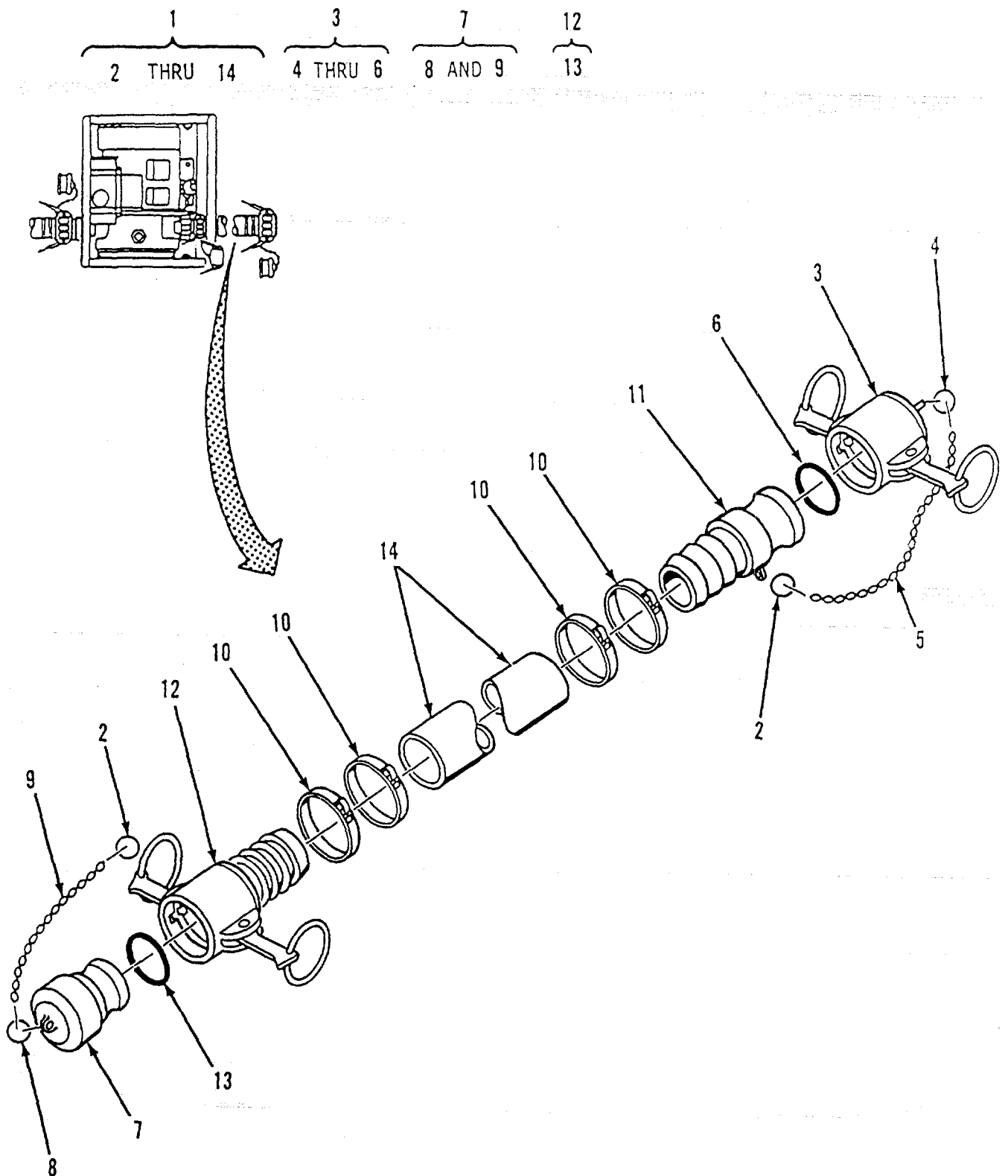


Figure 13. Suction Hose Assembly, 2 Inch by 20 Feet

SECTION II

TM 10-4320-345-23P

(1) ITEM NO	(2) SMR CODE	(3) CAGEC	(4) PART NUMBER	(5) DESCRIPTION AND USABLE ON CODES(UOC)	(6) QTY
GROUP 01 DISTRIBUTION POINT					
FIG. 13 SUCTION HOSE ASSEMBLY, 2-INCH BY 20 FEET					
1	PCOOZ	97403	1322SE9135-2	HOSE ASSEMBLY, NONME	1
2	PAOZZ	9H113	H01434M	RING, RETAINING.	2
3	PAOOZ	96906	M27028-11	CAP, QUICK DISCONNED	1
4	PAOZZ	9H113	H01434M	RING, RETAINING	1
5	MOOZZ	19099	RR-C-271-A	CHAIN, SASH MAKE FROM BULK P/N:	1
				RR-C-271, TYPE II, CLASS 3, LINK SIZE 35, BRONZE CUT TO 19 LINKS.....	
6	PCOZZ	96906	MS27030-6	GASKET	1
7	PAOZZ	96906	MS27029-11	PLUG, QUICK DISCONNED.....	1
8	PAOZZ	9H113	H01434M	RING, RETAINING	1
9	MOOZZ	19099	RR-C-271-A	CHAIN, SASH MAKE FROM BULK P/N!	1
				RR-C-271, TYPE II, CLASS 3, LINK SIZE 35, BRONZE CUT TO 19 LINKS.....	
10	PAOZZ	70847	J230	CLAMP, HOSE	4
11	PAOZZ	96906	MS27021-11	COUPLING HALF, QUICK	1
12	PAOOZ	96906	MS27025-11	COUPLING HALF, QUICK.....	1
13	PCOZZ	96906	MS27030-6	GASKET.....	1
14	XBOZZ	24161	25005-2-2	HOSE, RUBBER, DISCH	1

END OF FIGURE

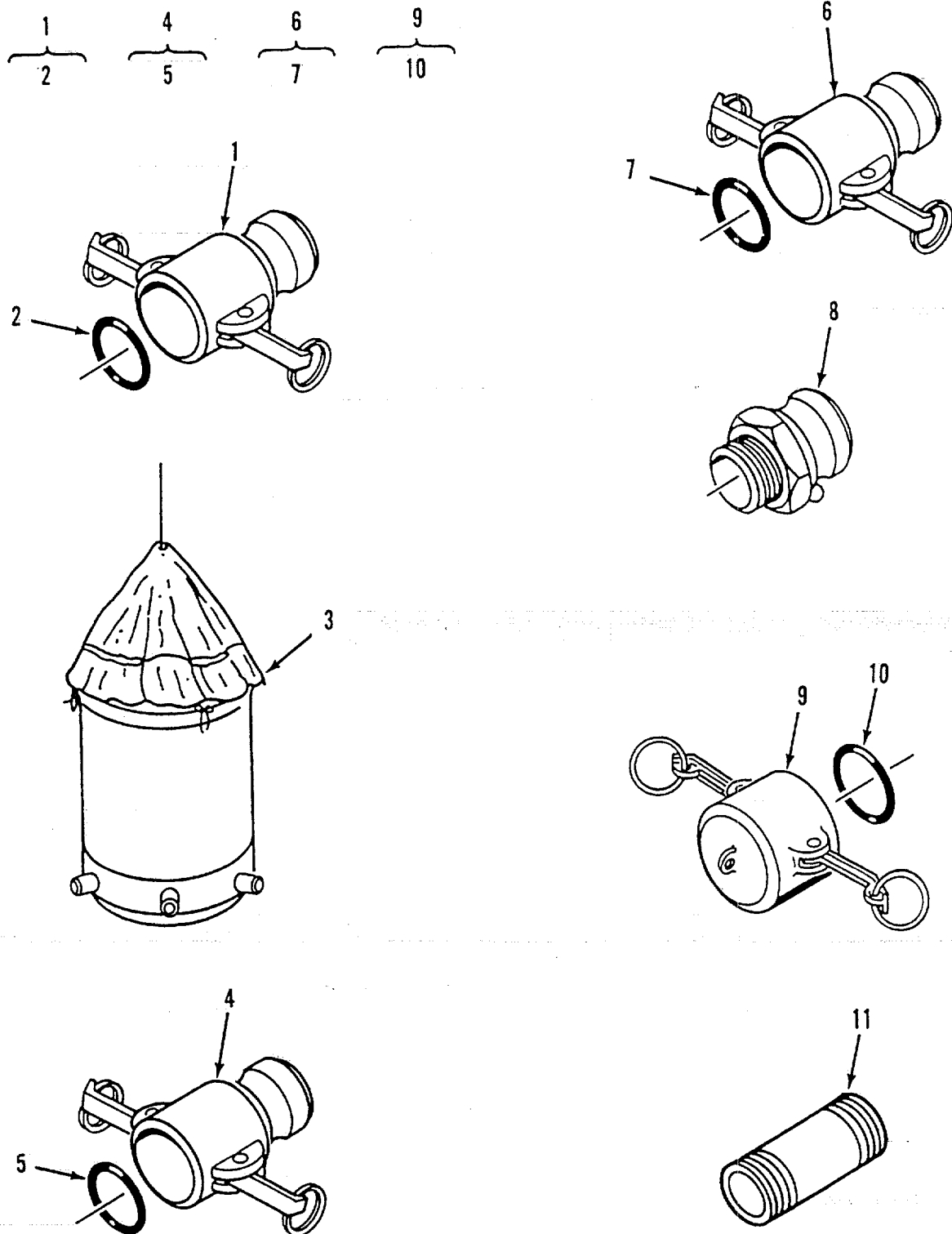


Figure 14. Quick Disconnect Coupling and Water Bag

SECTION II

TM 10-4320-345-23P

(1) ITEM NO	(2) SMR CODE	(3) CAGEC	(4) PART NUMBER	(5) DESCRIPTION AND USABLE ON CODES(UOC)	(6) QTY
GROUP 01 DISTRIBUTION POINT					
FIG. 14 QUICK DISCONNECT COUPLING AND WATER BAG					
1	XBOOZ	96906	MS49000-5	REDUCER, QUICK DISCO	2
2	PCOZZ	96906	MS27030-6	GASKET	1
3	PAOZZ	97403	132OOE6480	BAG, WATER STERILIZI	2
4	XBOOZ	96906	MS49000-11	REDUCER, QUICK DISCO	1
5	PCOZZ	96906	MS27030-6	GASKET.....	1
6	XBOOZ	96906	MS49000-19	REDUCER, QUICK DISCO	2
7	PCOZZ	96906	MS27030-6	GASKET	1
8	PAOZZ	96906	MS27022-17	COOPLING HALF, QUICK	2
9	PAOOZ	96906	MS27024-17	COUPLING HALF, QUICK	2
10	PCOZZ	96906	MS27030-9	GASKET	1
11	XBOZZ	90598	25010-5	NIPPLE, PIPE, BRASS 4 IN DIA X 6 IN.....	1
				LONG.....	

END OF FIGURE

1
2 THRU 7

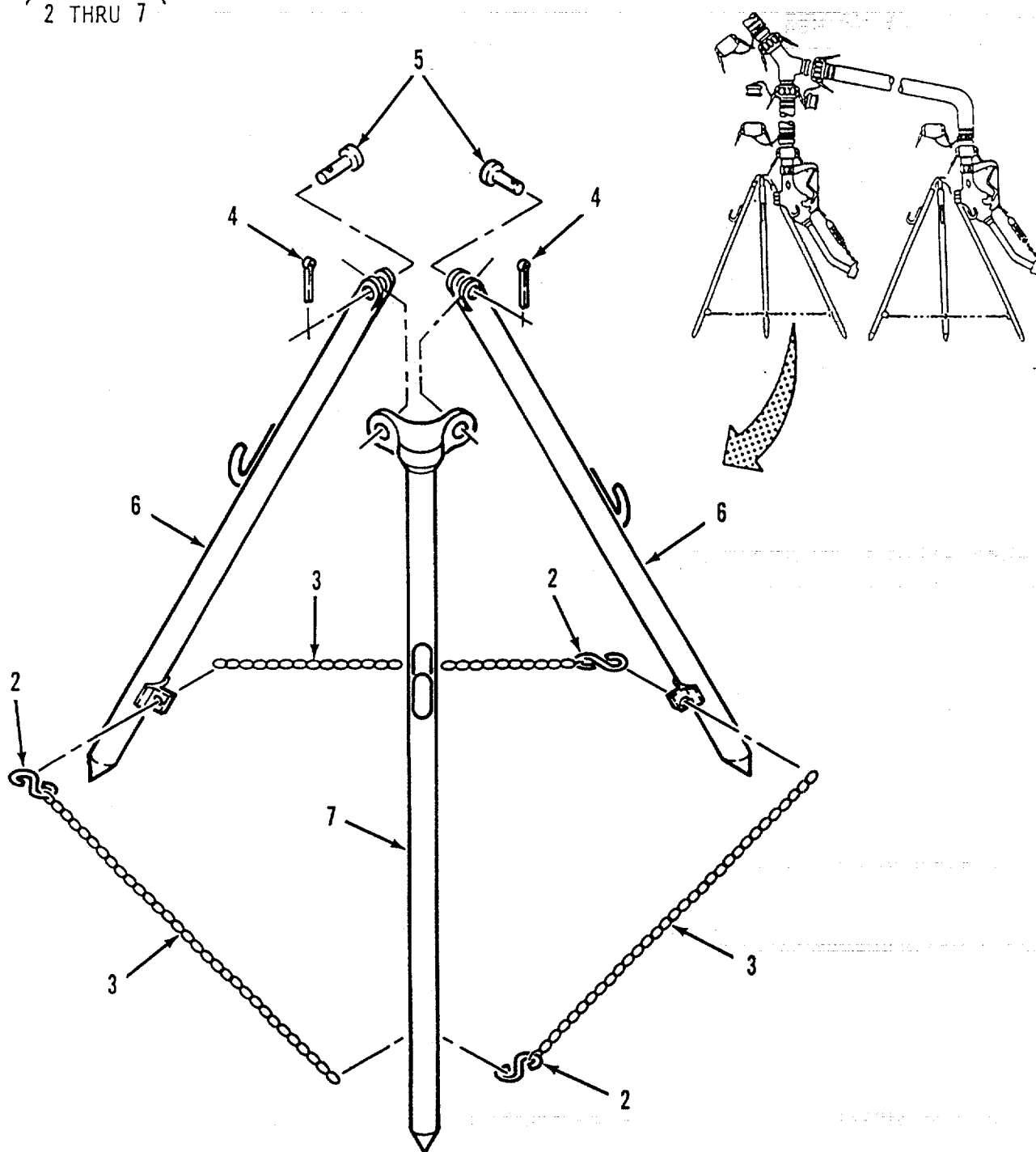


Figure 15. Fuel Stand Assembly

SECTION II

TM 10-4320-345-23P

(1) ITEM NO	(2) SMR CODE	(3) CAGEC	(4) PART NUMBER	(5) DESCRIPTION AND USABLE ON CODES(UOC)	(6) QTY
GROUP 01 DISTRIBUTION POINT					
FIG. 15 FUEL STAND ASSEMBLY					
1	PAOOO	97403	13225E9140	STAND ASSY, FUEL	2
2	PAOZZ	96906	MS87006-33	HOOK, CHAIN, S	3
3	MOOZZ	19099	RR-C-271-A	CHAIN, SASH MAKE FROM BULK P/N:	3
				RR-C-271TYPE II, CLASS 3, LINK SIZE 35, BRONZE, CUT TO 24 INCHES	
4	PAOZZ	96906	MS24645-134	PIN, COTTER	2
5	PAOZZ	96906	MS20392-3C35	PIN, STRAIGHT, HEADED	2
6	XBOZZ	97403	13225E9146	LEG, CLEVIS	2
7	XBOZZ	97403	13225E9145	LEG, PIVOT	1

END OF FIGURE

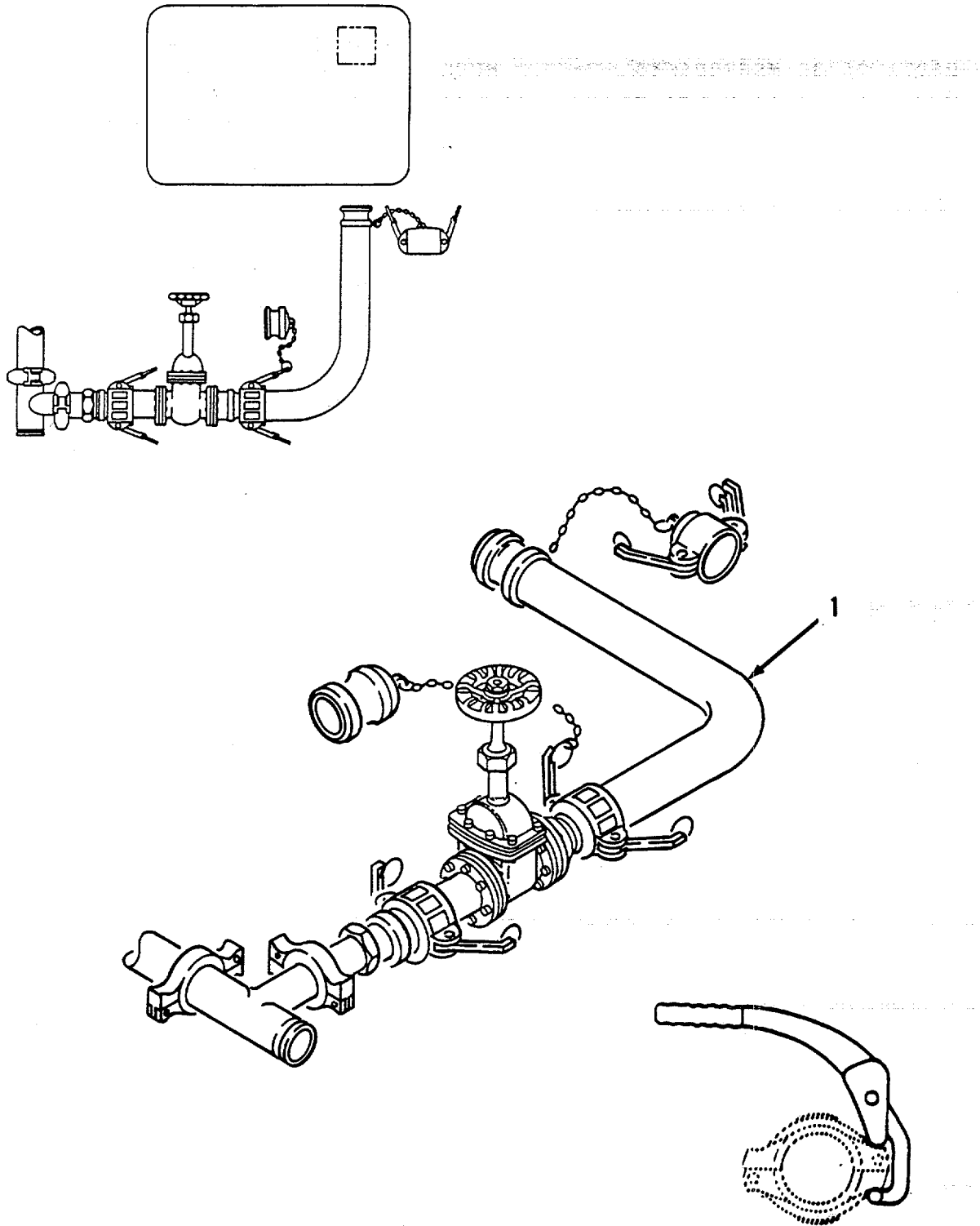


Figure 16. Storage Assembly

SECTION II

TM 10-4320-345-23P

(1) ITEM NO	(2) SMR CODE	(3) CAGEC	(4) PART NUMBER	(5) DESCRIPTION AND USABLE ON CODES(UOC)	(6) QTY
-------------------	--------------------	--------------	-----------------------	---	------------

GROUP 02 STORAGE ASSEMBLY

FIG. 16 STORAGE ASSEMBLY

1	AOOD	97403	13225E9089	STORAGE ASSEMBLY.....	2
---	------	-------	------------	-----------------------	---

END OF FIGURE

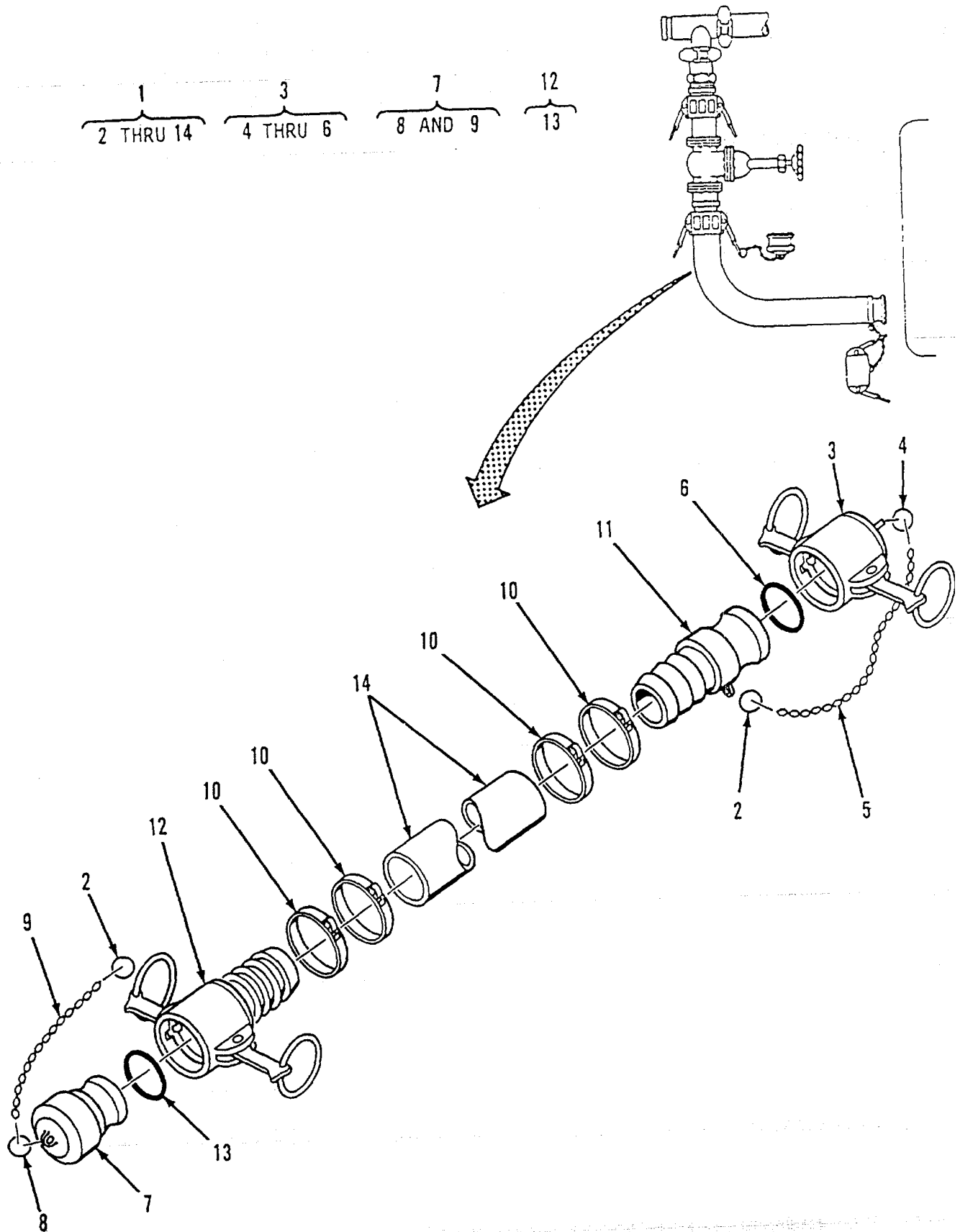


Figure. 17 Discharge Hose Assembly, 4 Inch by 10 Feet

SECTION II

TM 10-4320-345-23P

(1) ITEM NO	(2) SMR CODE	(3) CAGEC	(4) PART NUMBER	(5) DESCRIPTION AND USABLE ON CODES(UOC)	(6) QTY
GROUP 02 STORAGE ASSEMBLY					
FIG. 17 DISCHARGE HOSE ASSEMBLY, 4-INCH BY 10 FEET					
2	PAOZZ	9H113	H01434M	RING, RETAINING	2
3	PCOOZ	97403	13225E9136-3	HOSE ASSEMBLY, NONME	4
4	PAOZZ	9H113	H01434M	RING, RETAINING	1
5	MOOZZ	19099	RR-C-271-A	CHAIN, SASH MAKE FROM BULK P/N:1 RR-C-271, TYPE II, CLASS 3, LINK SIZE 35, BRONZE. CUT TO 19 LINKS.....	
6	PCOZZ	96906	MS27030-9	GASKET	1
7	PAOZZ	96906	MS27029-17	PLUG, QUICK DISCONNE	1
8	PAOZZ	9H113	H01434M	RING, RETAINING	1
9	MOOZZ	19099	RR-C-271-A	CHAIN, SASH MAKE FROM BULK P/N. RR-C-271, TYPE II, CLASS 3, LINK SIZE 35, BRONZE CUT TO 19 LINKS.....	1
10	PAOZZ	70847	J215	CLAMP, HOSE	4
11	PAOZZ	96906	MS27021-17	COUPLING HALF, QUICK	1
12	PAOOZ	96906	MS27025-17	COUPLING HALF, QUICK	1
13	PCOZZ	96906	MS27030-9	GASKET	1
14	XBOZZ	24161	25006-3-3	HOSE, RUBBER, DISCH.....	1

END OF FIGURE

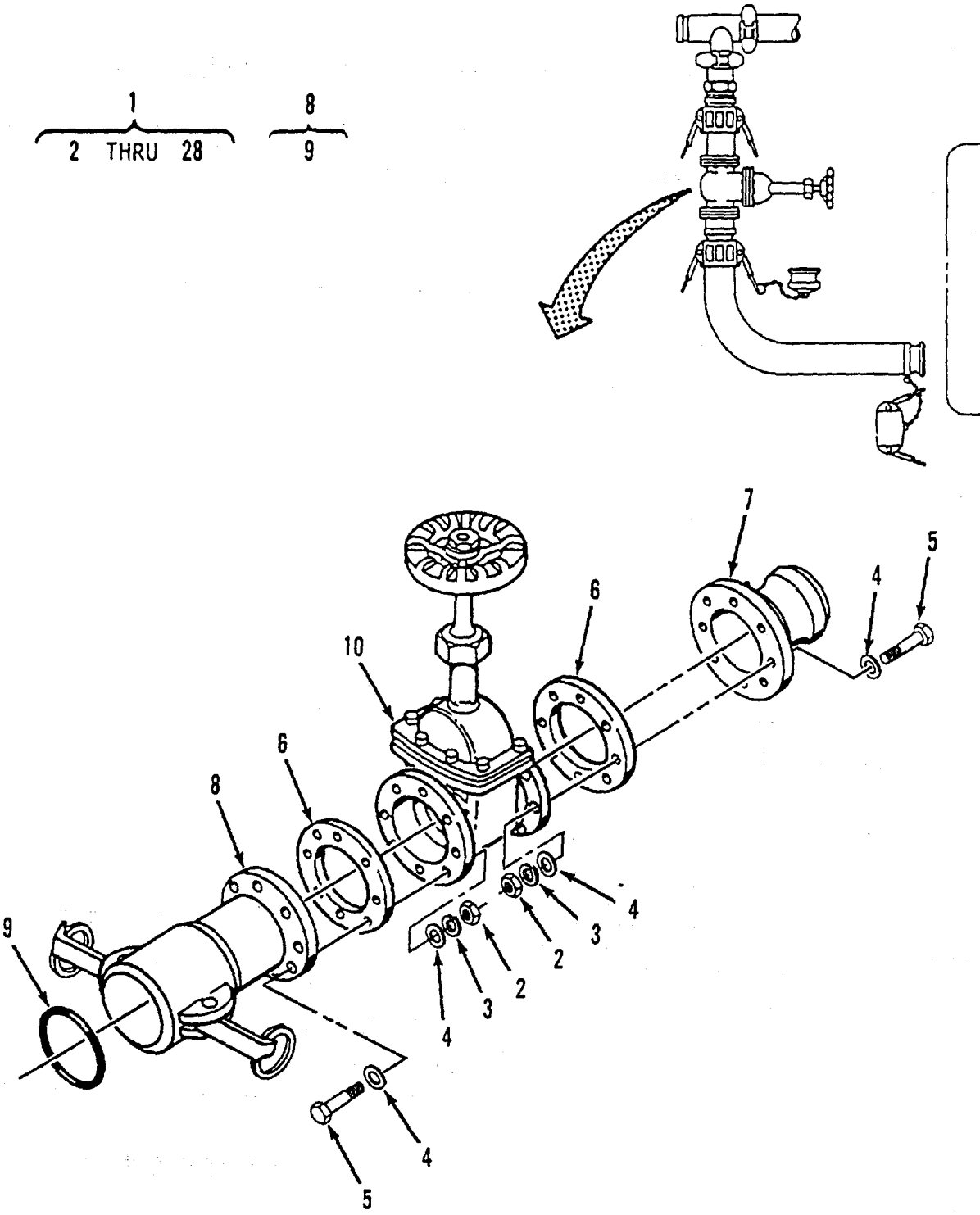


Figure 18. Gate Valve Assembly, 4 Inch (Sheet 1 Of 2)

10
11 THRU 28

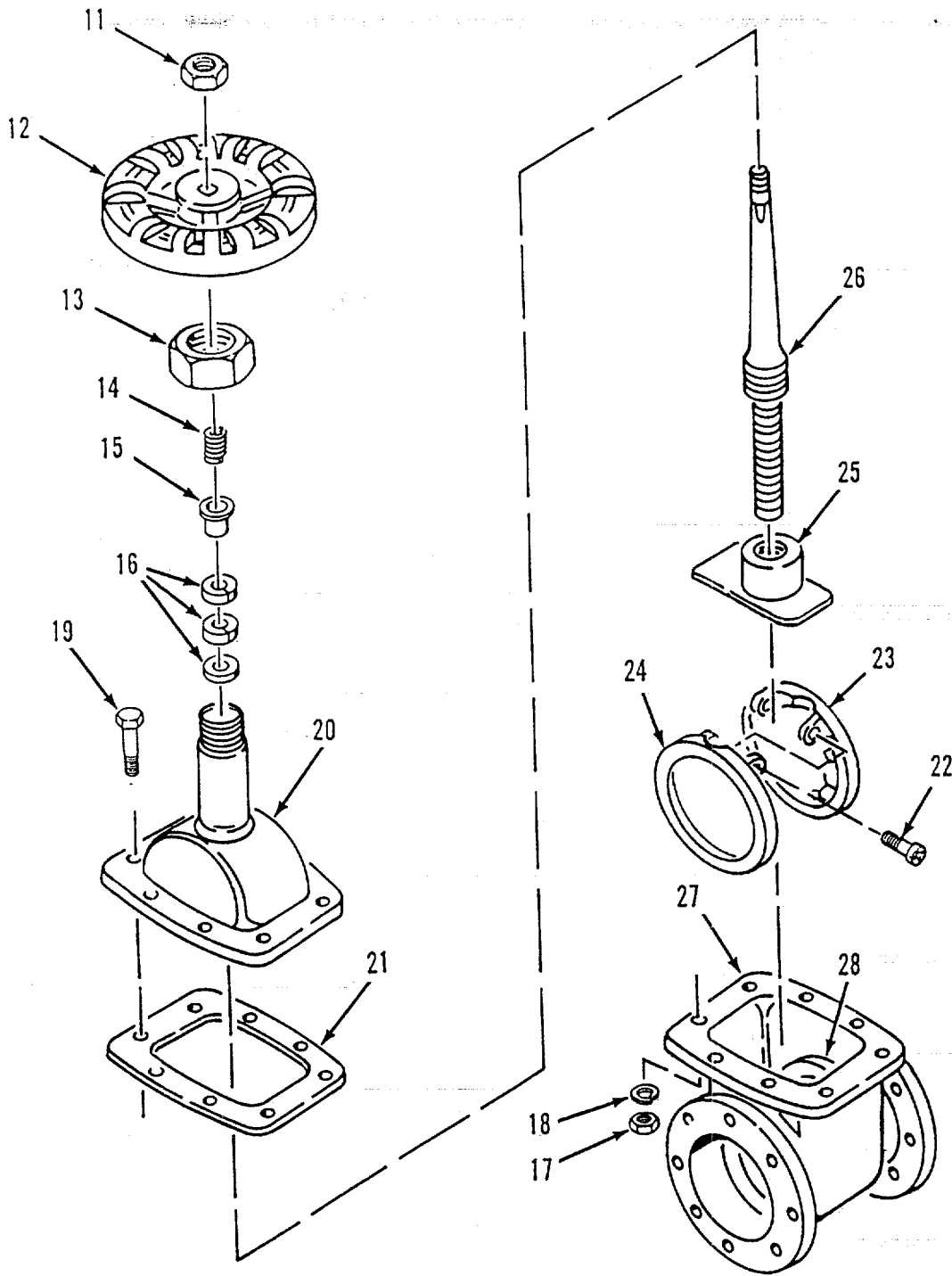


Figure 18. Gate Valve Assembly, 4 Inch (Sheet 2 of 2)

(1) ITEM NO	(2) SMR CODE	(3) CAGEC	(4) PART NUMBER	(5) DESCRIPTION AND USABLE ON CODES(UOC)	(6) QTY
GROUP 02 STORAGE ASSEMBLY					
FIG. 18 GATE VALVE ASSEMBLY, 4-INCH					
1	AOOOO	90598	13225E9089-Y	VALVE ASSY, GATE 4 INCH	1
2	PAOZZ	96906	MS51967-8	NUT, PLAIN, HEXAGON	16
3	PAOZZ	96906	MS35338-46	WASHER, LOCK	16
4	PAOZZ	96906	MS27183-14	WASHER, FLAT.....	32
5	PAOZZ	96906	MS90725-71	SCREW, CAP, HEXAGON H.....	16
6	PCOZZ	97403	13220E1069-1	GASKET.....	2
7	PAOZZ	96906	MS27023-17	COUPLING HALF, QUICK	1
8	PAOOZ	96906	MS27027-17	COUPLING HALF, QUICK	1
9	PCOZZ	96906	MS27030-9	GASKET.....	2
10	PAOOO	41592	235RF-0500AV	VALVE, GATE 4 INCH	1
11	PAOZZ	41592	235RF-02052N	NUT, PLAIN , HEXAGON	1
12	PAOZZ	41592	235RF-02043A	KANDWHEEL.....	1
13	PAOZZ	41592	235RF-020721	NUT, PACKING	1
14	PAOZZ	41592	235RF-02162S	SPRING, GLAND	1
15	PCOZZ	41592	235RF-020621	RETAINER, PACKING	1
16	PAOZZ	41592	235RF-05082P	RING, PACKING	3
17	XBOZZ	41592	235RF-02202N	NUT, PLAIN, HEXAGON	8
18	XBOZZ	41592	235RF-02212W	WASHER, LOCK.....	8
19	XBOZZ	41592	235RF-02192S	SCREW, CAP, HEXAGON H.....	8
20	XBOZZ	41592	235RF-0202MB	BONNET	1
21	PCOZZ	41592	235RF-05092G	GASKET	1
22	XBOZZ	41592	235RF-02182S	SCREW, DISK	2
23	XBOZZ	41592	235RF-0210MD	DISK, VALVE	1
24	XBOZZ	41592	235RF-0212MD	VALVE, GATE	1
25	XBOZZ	41592	235RF-0217MR	RISER, DISK	1
26	XBOZZ	41592	235RF-0203MS	STEM, VALVE	1
27	XBOZZ	41592	235RF-0201MB	BODY, W/O SEAT RINGS	1
28	XBOZZ	41592	23SRF-0215MR	RING, SEAT.....	2

END OF FIGURE

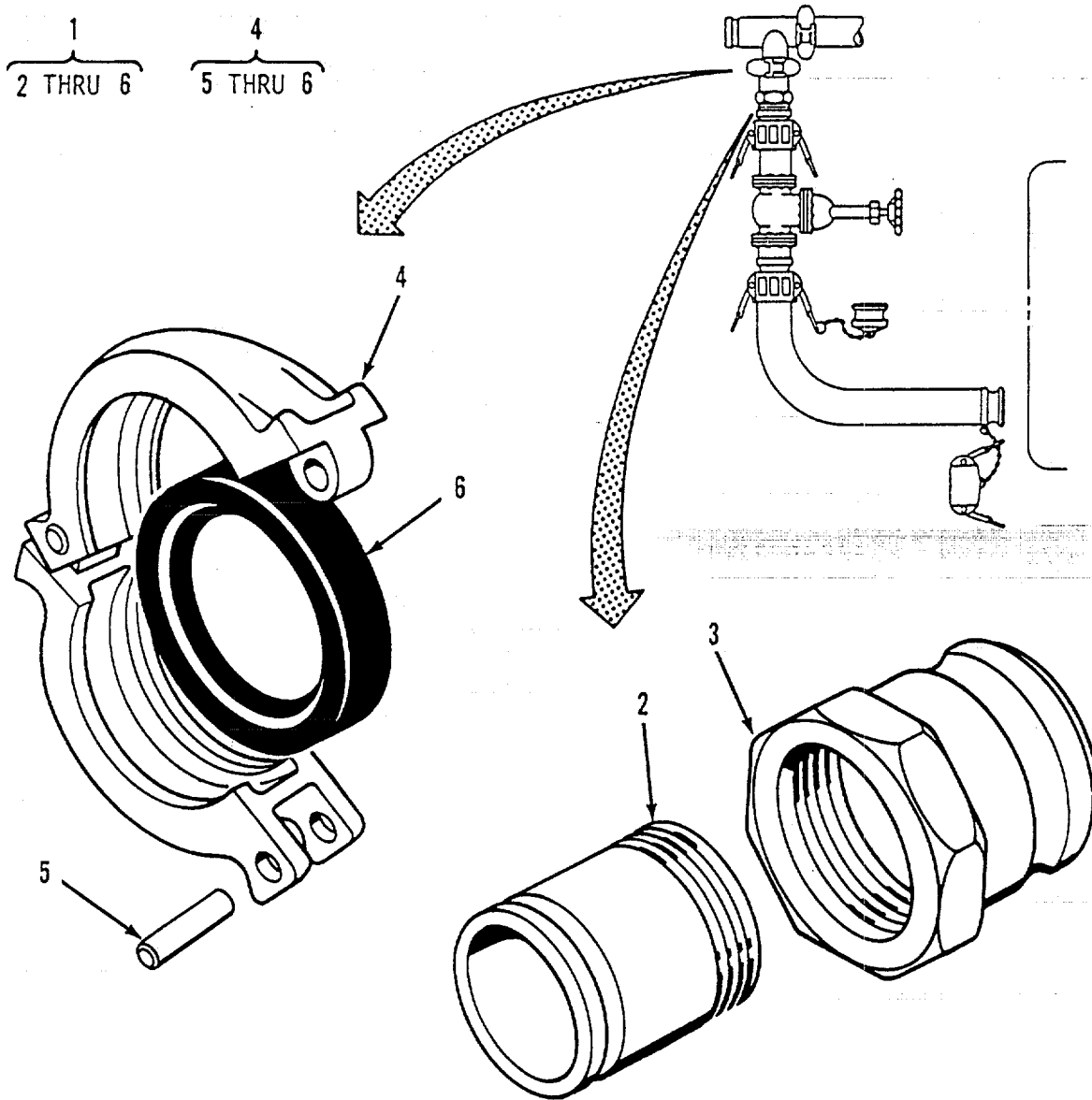


Figure 19. Coupling Assembly, Clamp

SECTION II

TM 10-4320-345-23P

(1) ITEM NO	(2) SMR CODE	(3) CAGEC	(4) PART NUMBER	(5) DESCRIPTION AND USABLE ON CODES(UOC)	(6) QTY
GROUP 02 STORAGE ASSEMBLY					
FIG. 19 COUPLING ASSEMBLY, CLAMP					
1	AOOOO	90598	13225E9089-Y1	COUPLING ASSEMBLY.....	1
2	PAOZZ	96906	MS27020-17	COUPLING HALF, QUICK	1
3	PAOZZ	8T694	25020-1-TN	NIPPLE, GROOVEXNPT	1
4	PAOOZ	79154	C-040-791-OA	COUPLINGPCLAMPPPIPE	1
5	PAOZZ	79154	7/16X2YELLOW	PIN, LOCKING	1
6	PCOZZ	79154	G-040-077-0-EO	SEAL, NONMETALLIC SP	1

END OF FIGURE

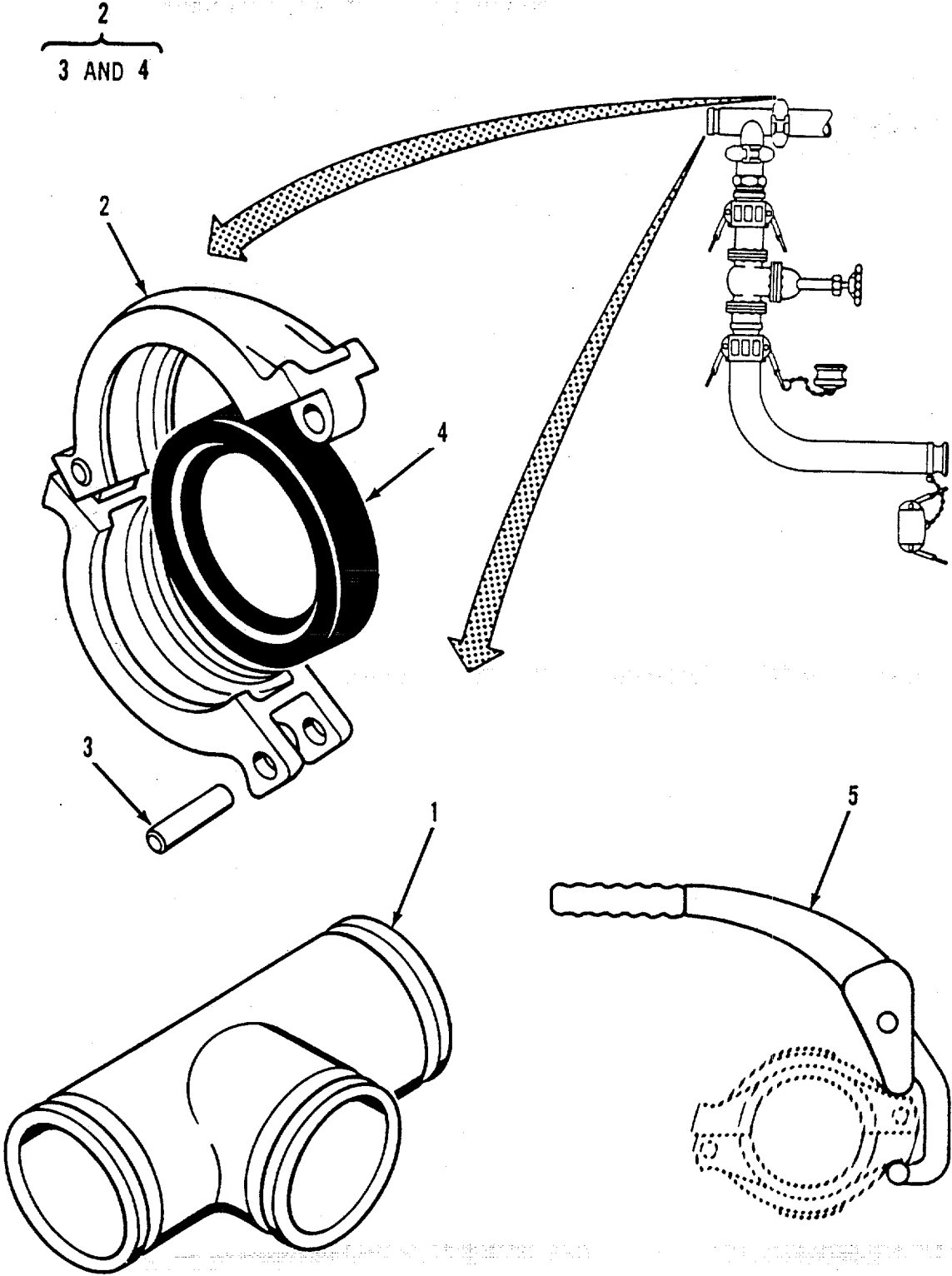


Figure 20. Reducing Tee, Clamp, and Clamp Tool

SECTION II

TM 10-4320-345-23P

(1) ITEM NO	(2) SMR CODE	(3) CAGEC	(4) PART NUMBER	(5) DESCRIPTION AND USABLE ON CODES(UOC)	(6) QTY
-------------------	--------------------	--------------	-----------------------	---	------------

GROUP 02 STORAGE ASSEMBLY

FIG. 20 REDUCING TEE, CLAMP, AND CLAMP TOOL

1	XBOZZ	79154	6X6X425A	TEE, REDUCING	1
2	PAOOO	79154	C-060-791-AEB	COUPLING, CLAMP, PIPE	1
3	PAOZZ	79154	1/2X2 1/16GREEN	PIN, LOCKING	1
4	PCOZZ	79154	G-060-077-0-EO	SEAL, NONMETALLIC SP	1
5	PAOZZ	79154	STYLE792	WRENCH, SPANNER	1

END OF FIGURE

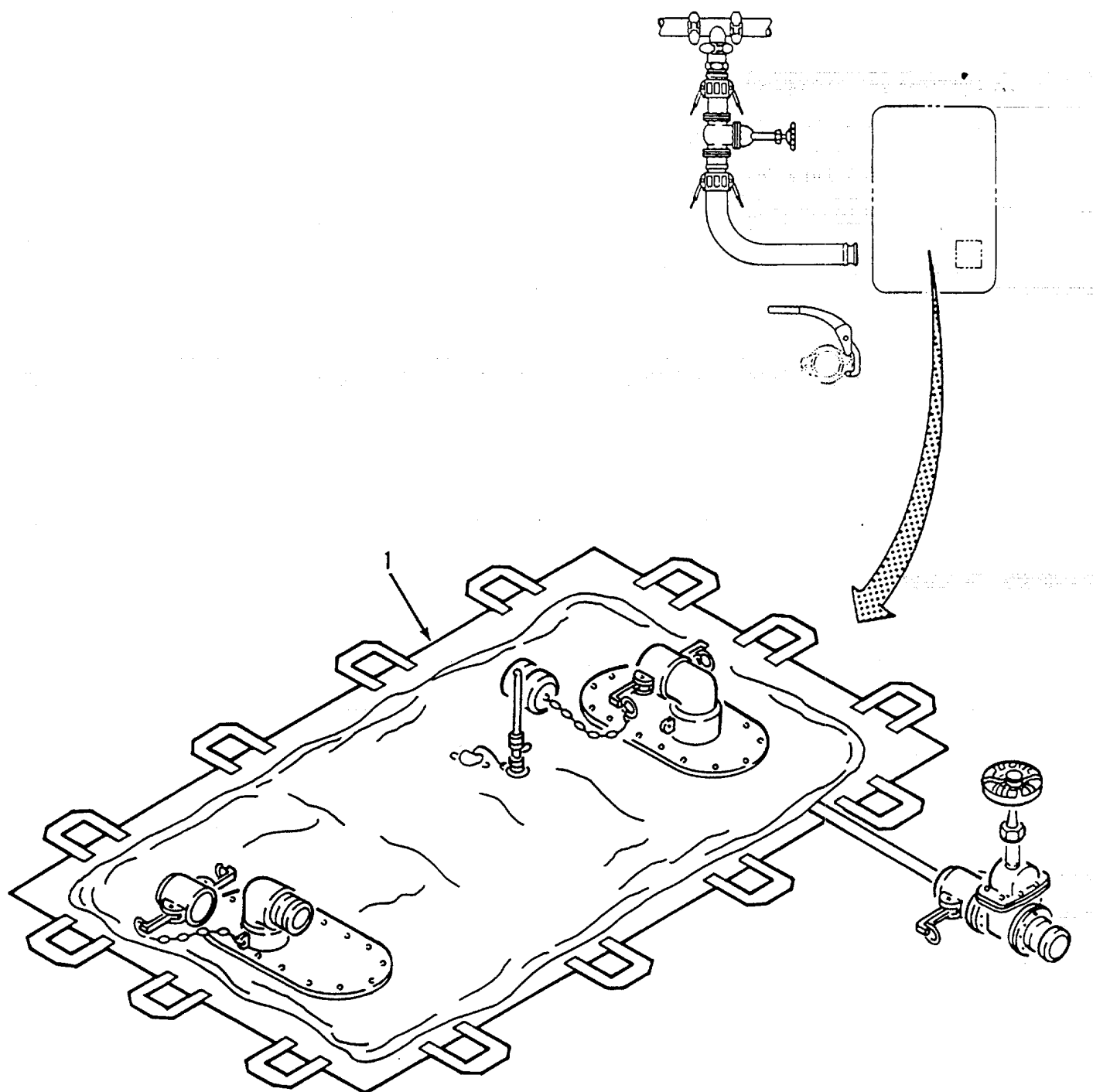


Figure 21. Fabric Tank Assembly

SECTION II

TM 10-4320-345-23P

(1) ITEM NO	(2) SMR CODE	(3) CAGEC	(4) PART NUMBER	(5) DESCRIPTION AND USABLE ON CODES(UOC)	(6) QTY
-------------------	--------------------	--------------	-----------------------	---	------------

GROUP 02 STORAGE ASSEMBLY

FIG. 21 FABRIC TANK ASSEMBLY

1	PCOOO	81349	M53029-20	TANK ASSEMBLY, FABRI REF	1
				APPLICABLE TM	

END OF FIGURE

21-1

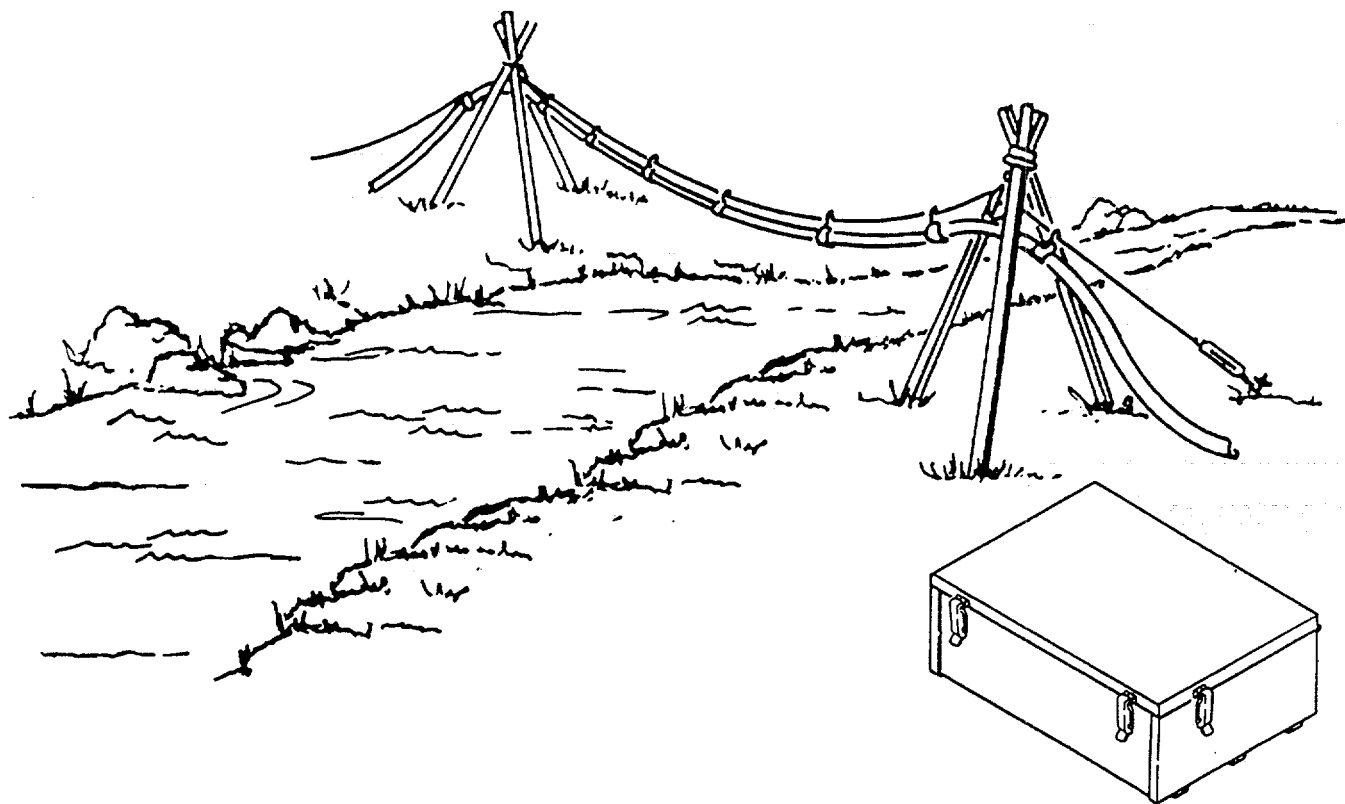


Figure 22. Hose Suspension Kit

SECTION II

TM 10-4320-345-23P

(1) ITEM NO	(2) SMR CODE	(3) CAGEC	(4) PART NUMBER	(5) DESCRIPTION AND USABLE ON CODES(UOC)	(6) QTY
-------------------	--------------------	--------------	-----------------------	---	------------

GROUP 03 SUSPENSION ASSEMBLY

FIG. 22 SUSPENSION ASSEMBLY

1	PDOOO	81348	MIL-S-53012	SUSPENSION KIT, HOSE	5
---	-------	-------	-------------	----------------------------	---

END OF FIGURE

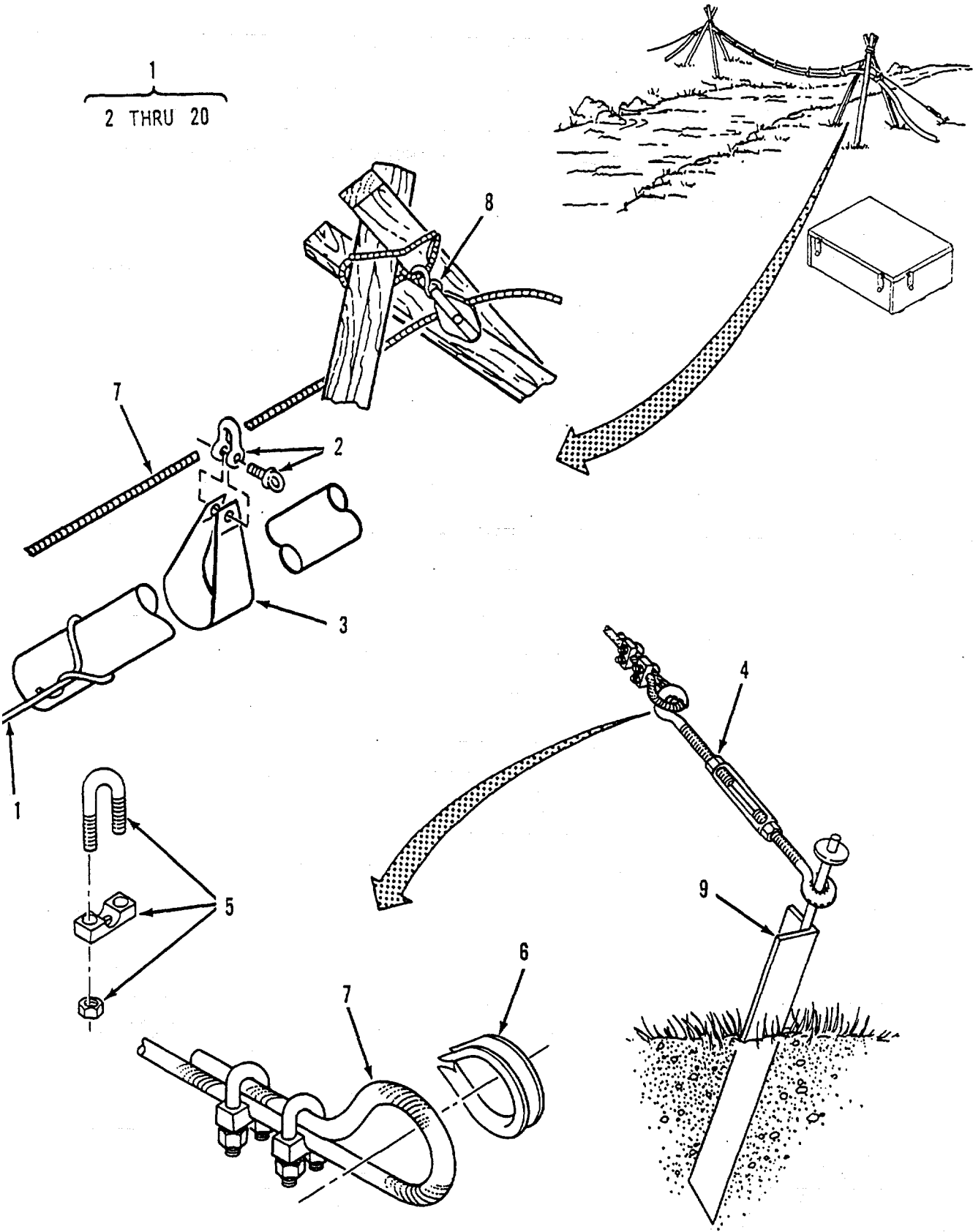


Figure 23. Hose Suspension Kit Items (Sheet 1 of 2)

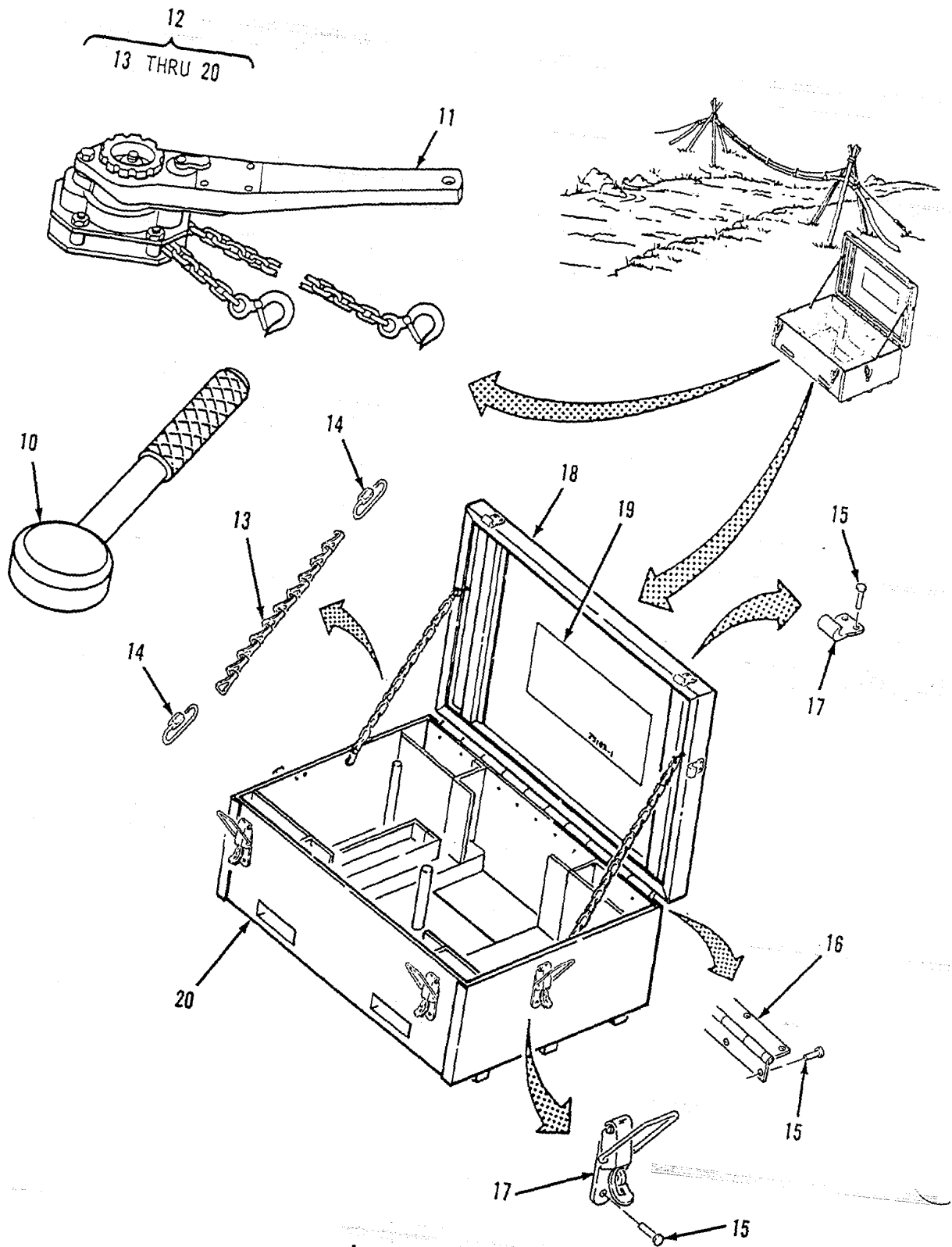


Figure. 23 Hose Suspension Kit Items (Sheet 2 of 2)

SECTION II

TM 10-4320-345-23P

(1) ITEM NO	(2) SMR CODE	(3) CAGEC	(4) PART NUMBER	(5) DESCRIPTION AND USABLE ON CODES(UOC)	(6) QTY
GROUP 03 SUSPENSION ASSEMBLY					
FIG. 23 ROPE, CLAMP, SADDLE, TURN BUCKLE, AND STAKE GUIDE					
1	PCOZZ	6S104	MTW160-030N-JOD	ROPE, MANILA 300 FEET EACH	2
2	PAOZZ	39428	3560T48	SHACKLE	60
3	PCOZZ	97403	13226E1570	SADDLE, HOSE	60
4	PAOZZ	39428	2997T64	TURNBUCKLE, ASSEMBLY	4
5	PAOZZ	96906	MS16842-7	CLAMP, WIRE ROPE, SAD	25
6	PAOZZ	39428	3494T16	THIMBLE, ROPE	4
7	XBOZZ	39428	3440T41	ROPE, WIRE	350
8	PAOZZ	39428	3151T14	BLOCK, TACKLE	4
9	PAOZZ	97403	13225E9188	STAKE, GUY	14
10	PAOZZ	97403	13225E9189	DRIVE HEAD, STAKE	1
11	XBOZZ	27353	LB020	HOIST, CHAIN	1
12	XBOOO	90598	25026-100	CHEST, STORAGE, SUSPE	1
13	PAOZZ	81348	RR-C-271	CHAIN, WELDLESS	10
14	PAOZZ	39428	8947T14	LINK, CHAIN, DETACHAB	4
15	PAOZZ	07707	SD64BS	RIVET, BLIND	32
16	XBOZZ	90598	25083-3	HINGE	1
17	PAOZZ	98003	HC207CE/HC205CE	CATCH, CLAMPING.....	4
18	XBOZZ	90598	25047-101	COVER ASSEMBLY.....	1
19	XBOZZ	90598	25103-1	LOADING PLAN.....	1
20	XAOZZ	90598	25076-100	BOTTOM ASSEMBLY	1

END OF FIGURE

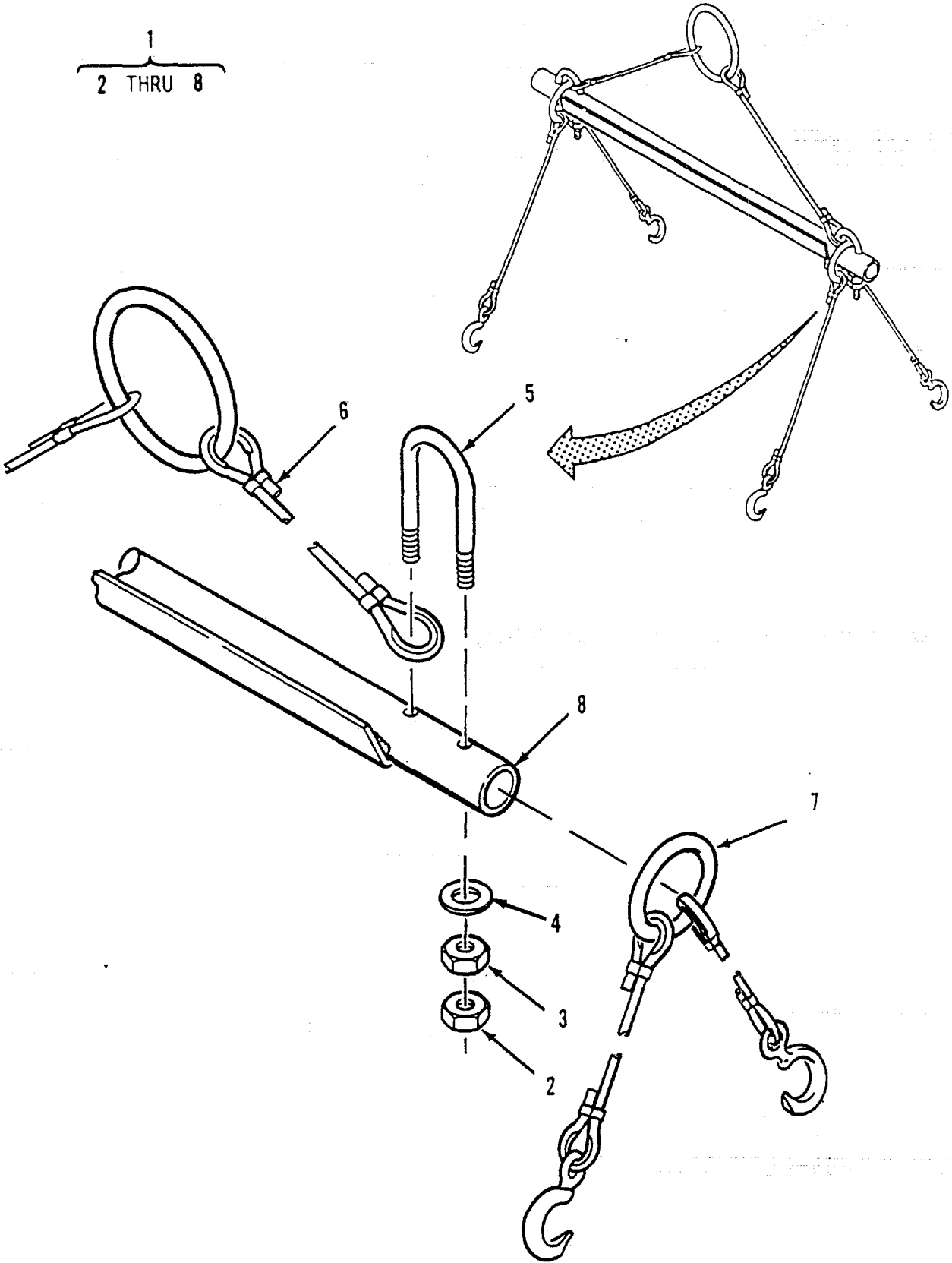


Figure 24. Multiple Leg Sling Assembly

SECTION II

TM 10-4320-345-23P

(1) ITEM NO	(2) SMR CODE	(3) CAGEC	(4) PART NUMBER	(5) DESCRIPTION AND USABLE ON CODES(UOC)	(6) QTY
GROUP 04 SLING ASSEMBLY					
FIG. 24 SLING ASSEMBLY					
1	PBOOO	90598	13226E1582-20	SLING, MULTIPLE LEG 80 INCH WIDE	1
2	PAOZZ	96906	MS35691-57	NUT, PLAIN, HEXAGON	4
3	PAOZZ	96906	NSS1967-23	NUT, PLAIN, HEXAGON	4
4	PAOZZ	96906	MS27183-23	WASHER, FLAT	4
5	PAOZZ	97403	13212E7103	BOLT, U	2
6	XBOZZ	90598	25031-102	SLING ASSY, FOUR LEG	1
7	XBOZZ	90598	25031-100	SLING ASSY, WIRE ROP LOWER SLING	2
8	XBOZZ	90598	13212E7104-20	BAR, SPREADER	1

END OF FIGURE

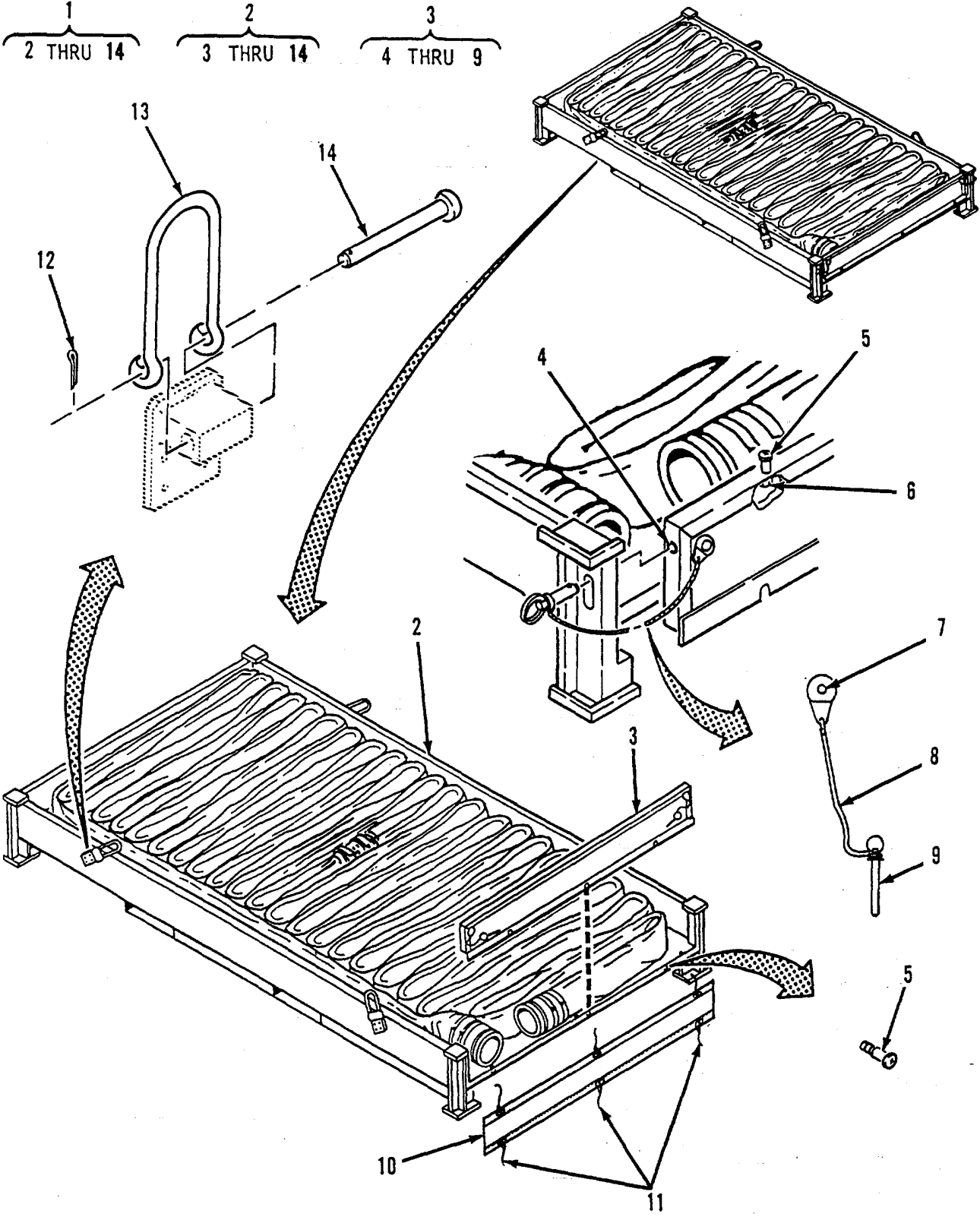


Figure 25. Flaking Box Assembly (Sheet 1 of 2)

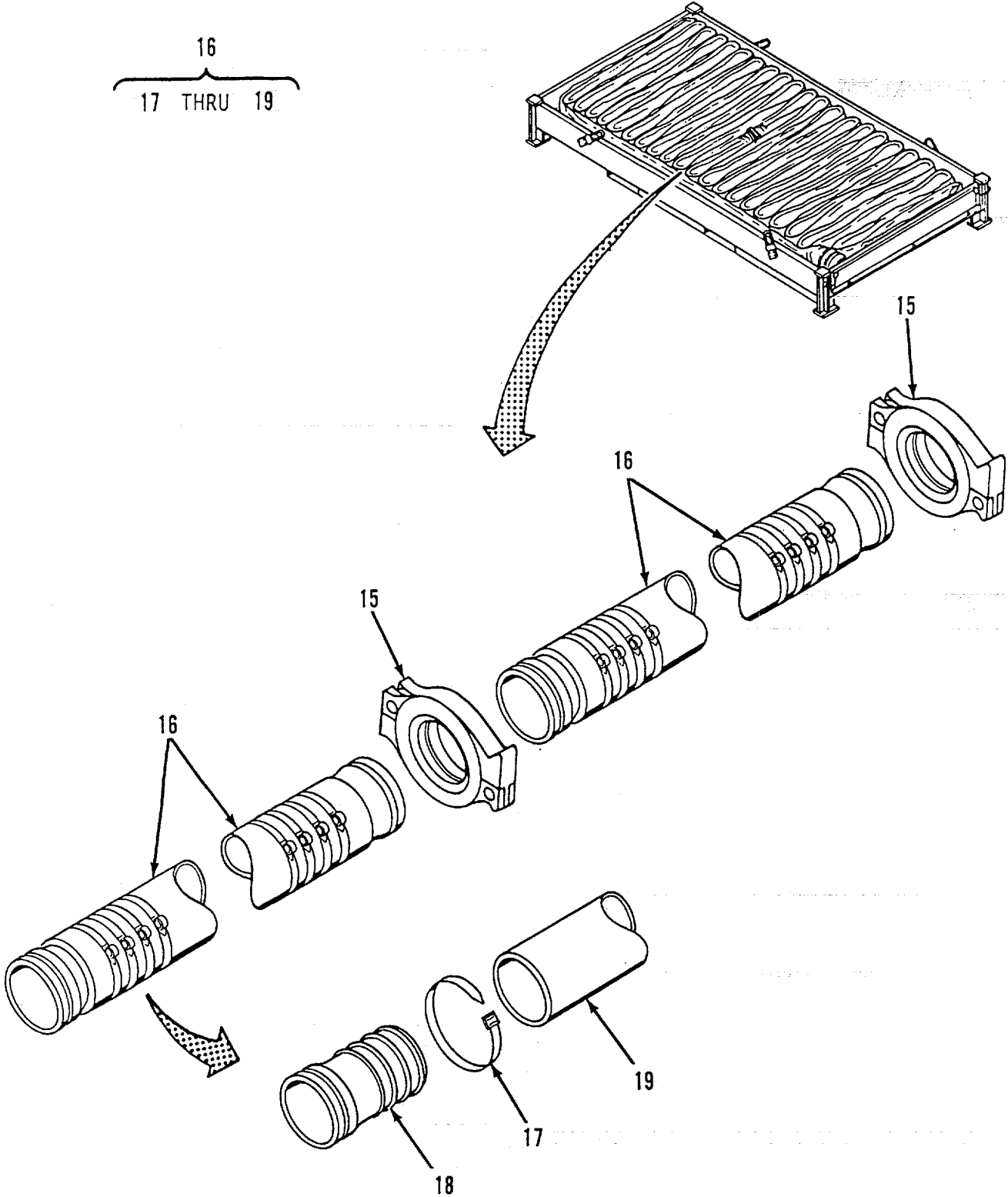


Figure 25. Flaking Box Assembly (Sheet 2 of 2)

SECTION II

TM 10-4320-345-23P

(1) ITEM NO	(2) SMR CODE	(3) CAGEC	(4) PART NUMBER	(5) DESCRIPTION AND USABLE ON CODES(UOC)	(6) QTY
GROUP 05 FLAKING BOX ASSEMBLY					
FIG. 25 FLAKING BOX ASSEMBLY					
1	XBOOO	90598	25050-102	BOX ASSY, FLAKING	64
2	XBOOO	87403	13227E9787	BOX ASSY, FLAKING	1
3	XBOZZ	97403	13228E3296	TAILGATE ASSEMBLY	1
4	PAOZZ	96906	MS27130-S43K	NUT, PLAIN, BLIND RIV	2
5	PAOZZ	80205	NAS1298-3-4	SCREW, SHOULDER	6
6	PAOZZ	80205	NAS1291C3M	NUT, SELF-LOCKING, EX	3
7	PAOZZ	96906	MS17312-1	RIVET, SOLID	2
8	PAOZZ	97403	13208E9055	LANYARD	2
9	PAOZZ	96906	MS21316-48	THUMBSCREW SHOULDERED, FLAT POINT.....	2
10	PCOZZ	97403	13225E9152	BREAKAWAY	1
11	MOOZZ	90598	25651-8	WIRE, NONELECTRICAL MAKE FROM	3
				BULK P/N ASTM A641, CUT TO 16.5 INCH	
12	PAOZZ	96906	MS24665-353	PIN, COTTER.....	4
13	PAOZZ	97403	13200E5958	CLEVIS AND U- BOLT	4
14	PAOZZ	97403	13200E5959	PIN, CLEVIS	4
15	PAOOO	79154	C-060-791-AEB	COUPLING, CLAMP, PIPE REF FIG 20.....	2
				FOR BREAKDOWN	
16	PCOOO	81349	MIL-H-53027-5000	HOSE ASSY, DISCHARGE 6 INCH X 5U0.....	2
				FEET	
17	PAOZZ	70847	L-290	CLAMP	8
18	PAOZZ	79154	STYLE48AX6	ADAPTER, HOSE TO GRO.	2
19	XAOZZ	63317	A300-01-001	HOSE, RUBBER, DISCHAR.....	1

END OF FIGURE

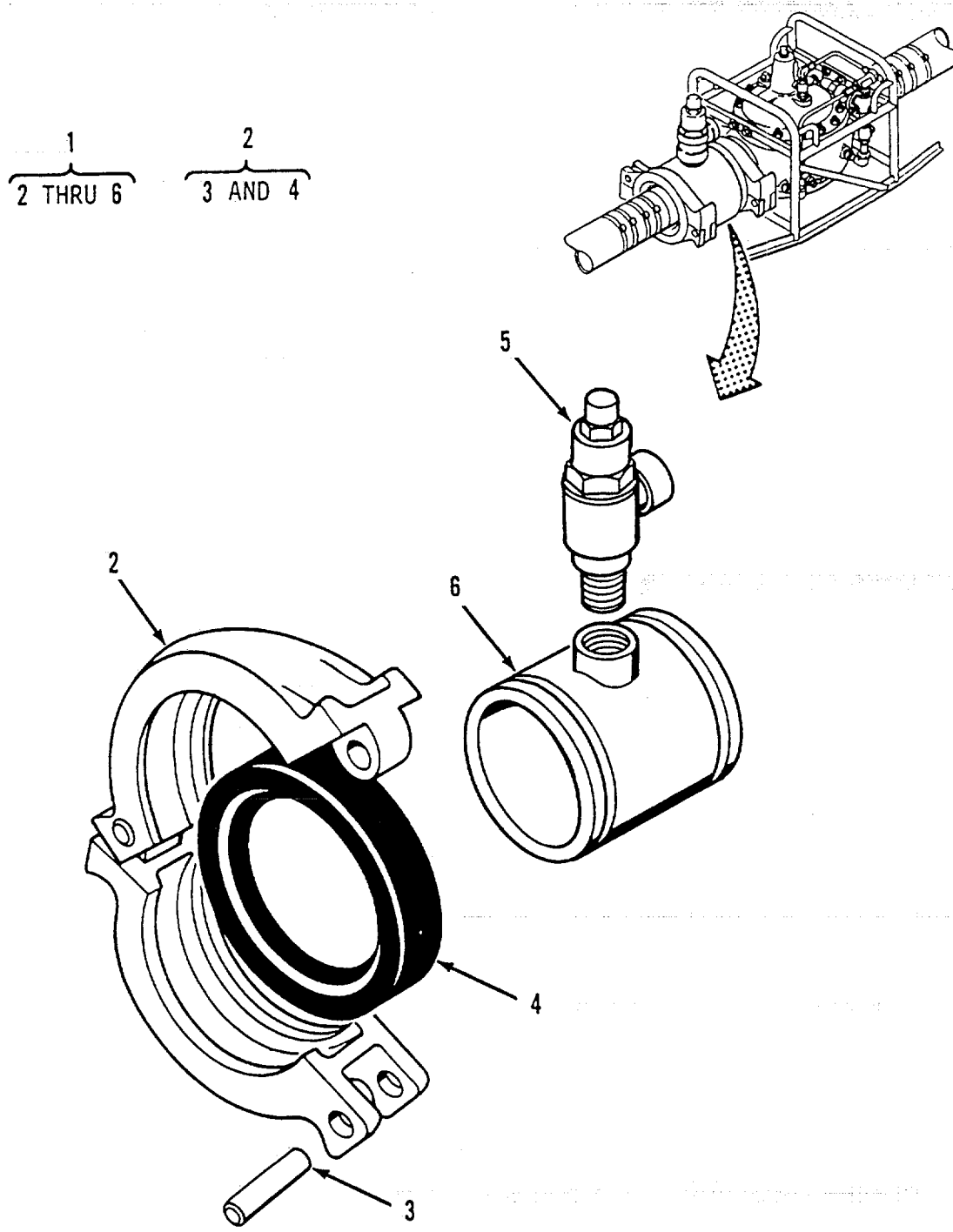


Figure 26. Pressure Relief Valve Assembly

SECTION II

TM 10-4320-345-23P

(1) ITEM NO	(2) SMR CODE	(3) CAGEC	(4) PART NUMBER	(5) DESCRIPTION AND USABLE ON CODES(UOC)	(6) QTY
GROUP 06 PRESSURE RELIEF VALVE ASSEMBLY					
FIG. 26 PRESSURE RELIEF VALVE ASSEMBLY					
1	XBOOZ	97403	1322SE9196	VALVE ASSEMBLY, SAF RELIEF, 200..... LBS PSI.....	1
2	PAOOO	79154	C-060-671-AEB	COUPLING, CLAMP, PIPE.....	1
3	PAOZZ	79154	112X2 1/16GREEN	PIN, LOCKING	1
4	PCOZZ	79154	G-060-077-0-EO	SEAL, NONMETALLIC SP	1
5	PAOZZ	34494	912BDD-19	VALVE, PRESS RELIEF.	1
6	XBOZZ	90598	25028-101	NIPPLE	1

END OF FIGURE

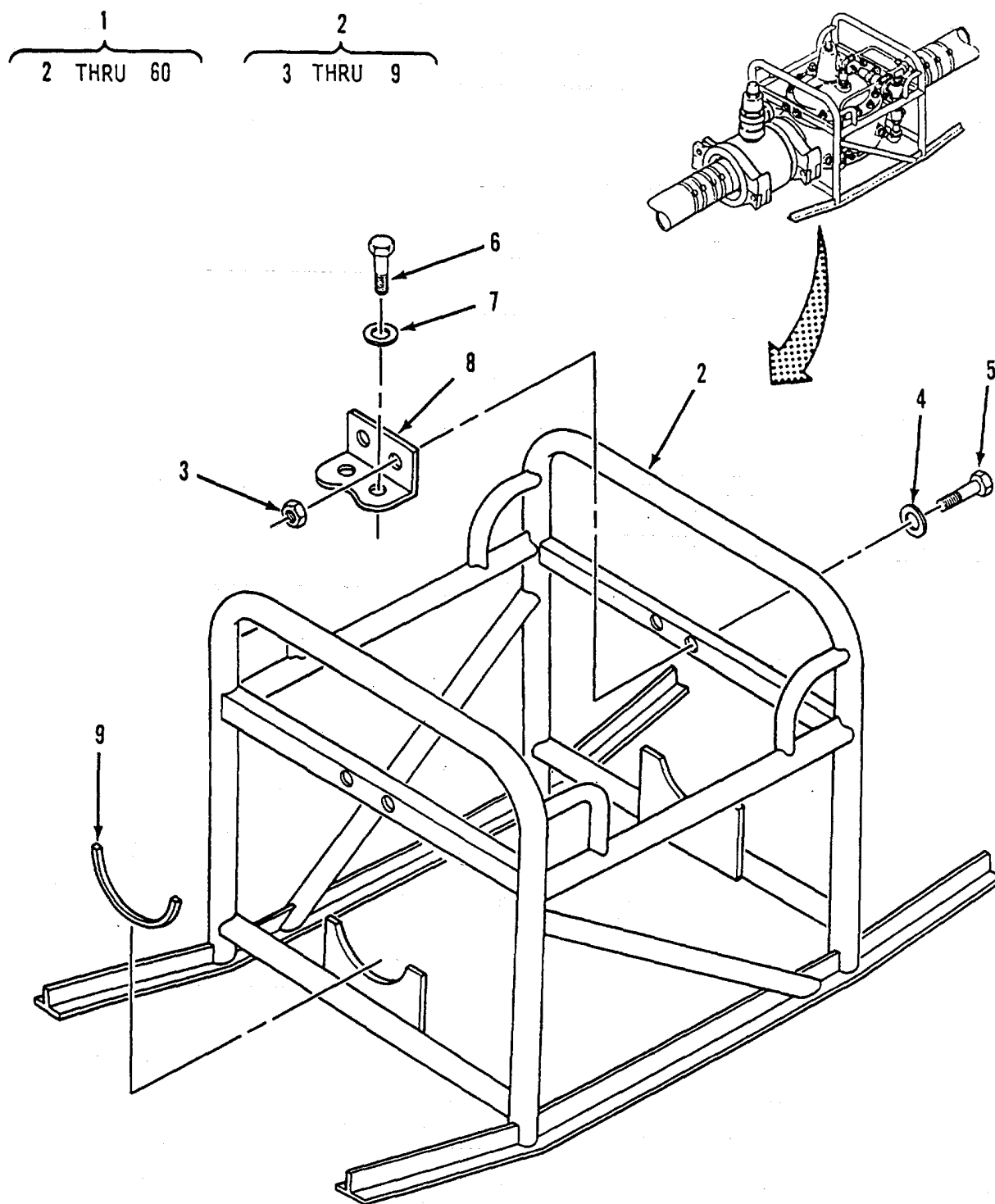


Figure 27. Skid Mounted Valve Assembly (Sheet 1 of 4)

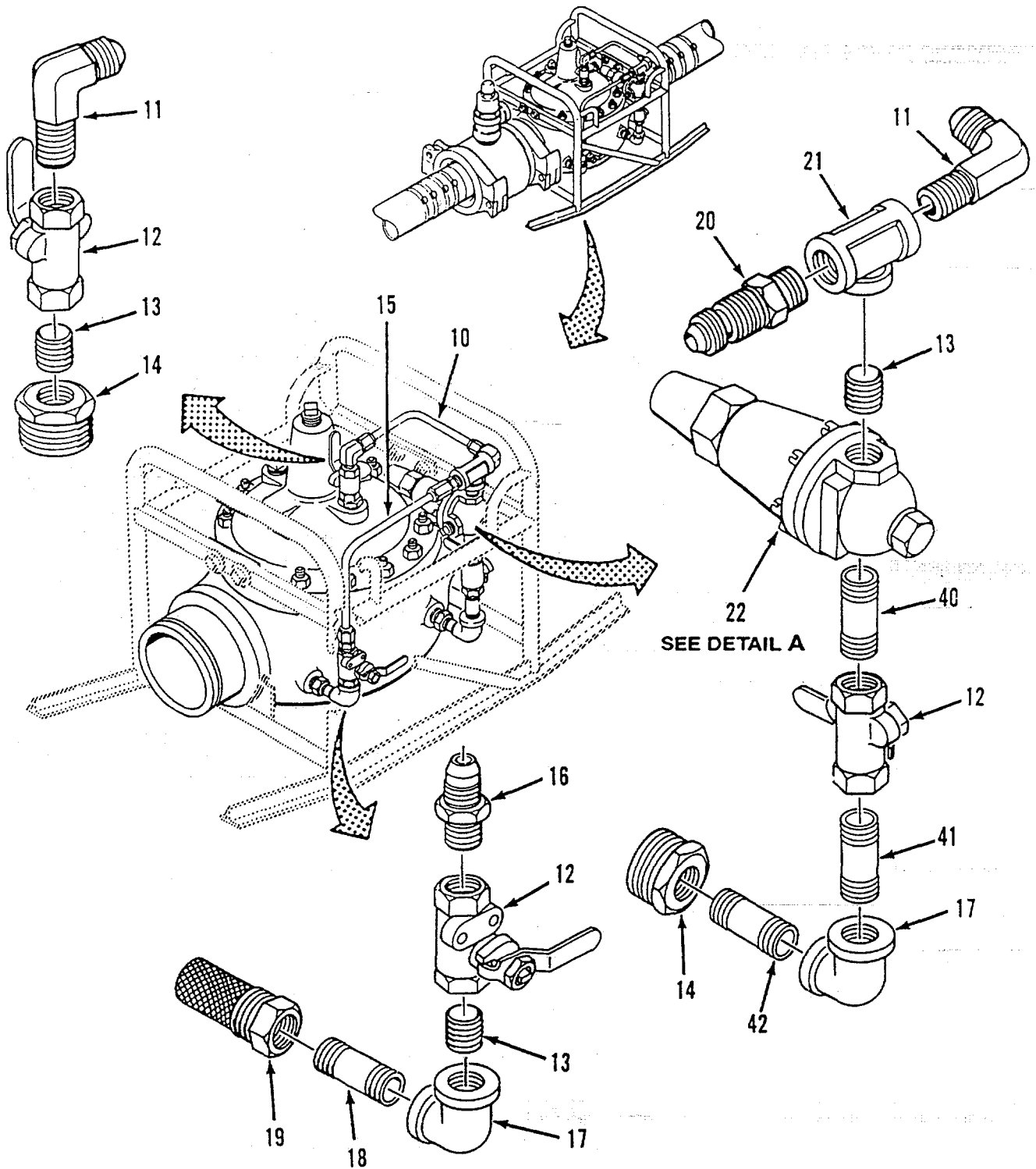


Figure 27. Skid Mounted Valve Assembly (Sheet 2 of 4)

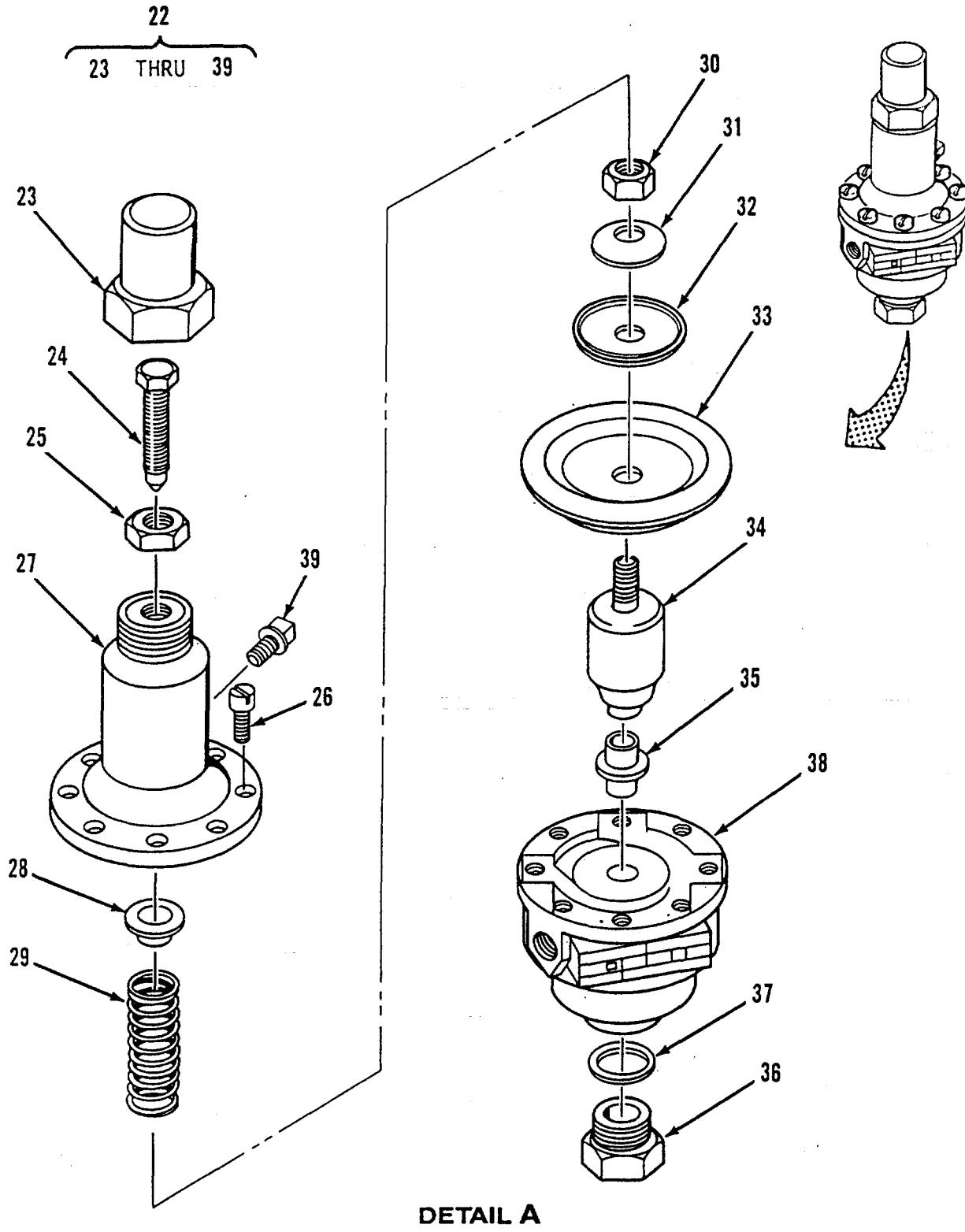


Figure 27. Skid Mounted Valve Assembly (Sheet 3 of 4)

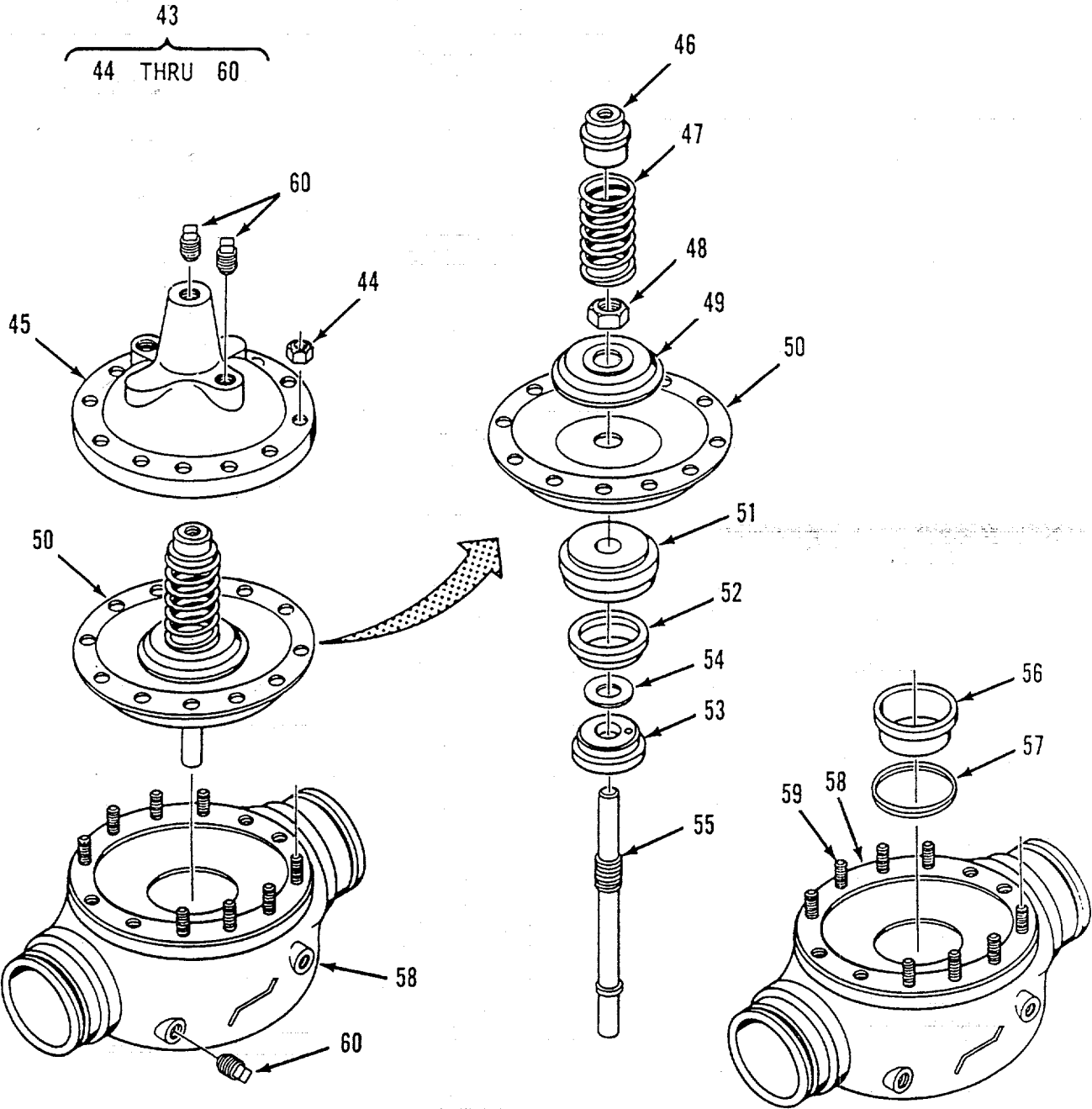


Figure 27. Skid Mounted Valve Assembly (Sheet 4 of 4)

SECTION II

TM 10-4320-345-23P

(1) ITEM NO	(2) SMR CODE	(3) CAGEC	(4) PART NUMBER	(5) DESCRIPTION AND USABLE ON CODES(UOC) GROUP 07 PRESS REGULATING VALVE, SKID MTD FIG. 27. PRESS REGULATING VALVE, SKID MTD	(6) QTY
1	PBOOO	86184	6INCH90G-01ABKX	VALVE ASSY,PRESS RE REGULATOR	1
2	XBOOO	86184	16414	SKID ASSEMBLY	1
3	PAOZZ	96906	MS51967-20	NUT,PLAIN,HEXAGON	4
4	PAOZZ	96906	MS27183-19	WASHER,FLAT	4
5	PAOZZ	80204	B1821BH063C250N	SCREW,CAP,HEXAGON H	4
6	PAOZZ	80204	B1821BH075C200N	SCREW,CAP,HEXAGON H	4
7	PAOZZ	96906	MS27183-23	WASHER,FLAT	4
8	XBOZZ	86184	1217202K	BRACKET	2
9	XBOZZ	86184	1223501G	BUMPER STRRIP,RUBBER.....	2
10	PAOZZ	86184	9789519H	LINE ASSY	1
11	PAOZZ	86184	6730017J	ELBOW,PIPE	2
12	PAOZZ	86184	6778327E	COCKPLUG	3
13	PAOZZ	86184	67587-17A	NIPPLE,PIPE	3
14	PAOZZ	86184	6764453E	BUSHING	2
15	PAOZZ	86184	9789525E	LINE ASSY.....	1
16	PAOZZ	86184	6730117G	ADAPTER.STRAIGHT,PI	1
17	PAOZZ	86184	6786212J	ELBOW	2
18	PAOZZ	86184	6758719G	NIPPLE	1
19	PAOZZ	86184	31077B	STRAINER,SEDIMENT	1
20	PAOZZ	86184	9787002G	RESTRICTOR,FLUID FL	1
21	PAOZZ	86184	6786312G	TEE	1
22	PAOOO	86184	7621402C	VALVE,REGULATING,FL	1
23	XAOZZ	86184	67628J	CAP,VALVE	1
24	XAOZZ	86184	71882-01D	BOLT,EXTERNALLY REL	1
25	XAOZZ	86184	67801-06J	NUT,HEX, 3/8-16	1
26	XAOZZ	86184	67578-21B	SCREW,MACHINE 10-32 X 1/2 INCH, STAINLESS STEEL	8
27	XAOZZ	86184	43394G	COVER,VALVE	1
2b	XAOZZ	86184	71881H	GUIDE,SPRING.	1
29	XAOZZ	86184	71885J	SPRING,HELICAL,COMP	1
30	XAOZZ	86184	71883D	NUT,PLAIN,HEXAGON	1
31	XAOZZ	86184	7055007E	WASHER,CONVEX	1
32	XAOZZ	86184	71891G	WASHER,RECESSED.....	1
33	XAOZZ	86184	C6936D	DIAPHRAGM,VALVE.FLA	1
34	XAOZZ	86184	37137H	CAP,VALVE	1
35	XAOZZ	86184	37133G	RETAINER ASSEMBLY,D.....	1
36	XAOZZ	86184	37135B	CAP,VALVE	1
37	XAOZZ	86184	40174F	GASKET	1
38	XAOZO	86184	8339709B	BODY AND SEAT ASSEM	1
39	XAOZZ	86184	6766012G	PLUG,PIPE,SQ HEAD	1
40	PAOZZ	86184	6758721C	NIPPLE	1
41	PAOZZ	86184	6758720E	NIPPLE	1
42	PAOZZ	86184	6758718J	NIPPLE	1
43	PAOOO	86184	100-01-1498C	VALVE,REGULATING,SY	1
44	XBOZZ	86184	6781118C	NUT,HEX,STL 3/4-10, STAINLESS..... STEEL.....	8

SECTION II

TM 10-4320-345-23P

(1) ITEM NO	(2) SMR CODE	(3) CAGEC	(4) PART NUMBER	(5) DESCRIPTION AND USABLE ON CODES(UOC)	(6) QTY
45	XBOZZ	86184	07240K	COVER	1
46	XBOZZ	86184	00974A	BEARING,SLEEVE	1
47	XBOZZ	86184	01534B	SPRING,HELICAL ,COMP	1
48	XBOZZ	86184	8937901A	NUT,PLAIN,HEXAGON	1
49	XBOZZ	86184	C0973C	WASHER,FLAT DIAPHRAGM 100.....	1
50	XBOZZ	86184	87893E	DIAPHRAGM,VALVE,FLA	1
51	XBOZZ	86184	C0966G	RETAINER,DISK,VALVE	1
52	XBOZZ	86184	V5138C	WASHER,FLAT	1
53	XBOZZ	86184	V1692C	DISK,VALVE	1
54	XBOZZ	86184	V6792F	GUIDE,VALVE STEM	1
55	XBOZZ	86184	V5519D	STEM,FLUID VALVE	1
56	XBOZZ	86184	C1029C	SEAT,VALVE	1
57	XBOZZ	86184	00851G	O-RING	1
58	XAOZZ	86184	79911E	BODY	1
59	XBOZZ	86184	V6901C	STUD,PLAIN,STL 3/4-10,.....	8
				GALVANIZED STEEL.....	
60	XBOZZ	86184	6766014C	PLUG,PIPE,SQH,STL 3/4 INCH, SST	4

END OF FIGURE

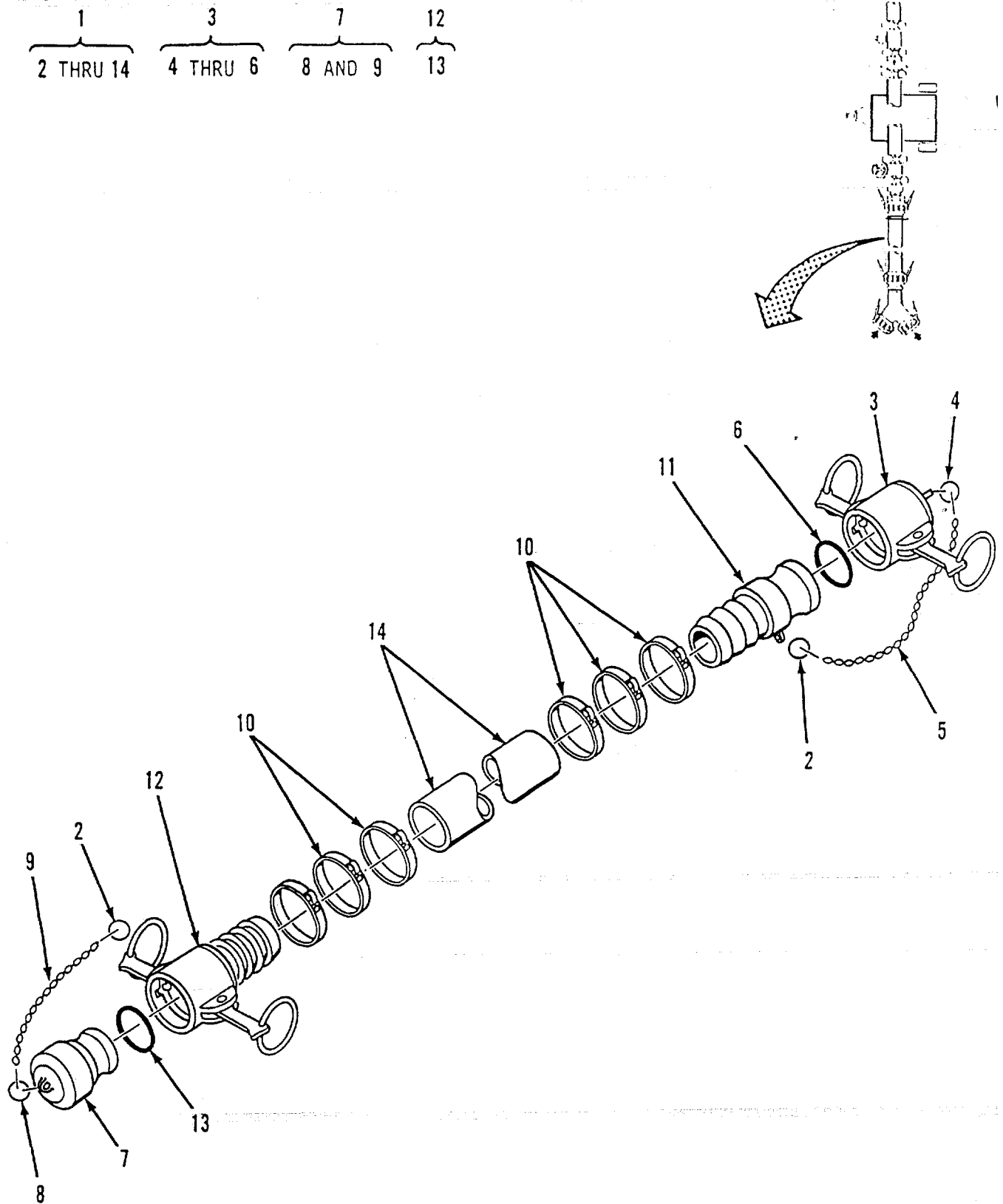


Figure 28. Suction Hose Assembly, 6 Inch By 10 Feet.

SECTION II

TM 10-4320-345-23P

(1) ITEM NO	(2) SMR CODE	(3) CAGEC	(4) PART NUMBER	(5) DESCRIPTION AND USABLE ON CODES(UOC) GROUP 08 SUCTION HOSE ASSEMBLY, 6-INCH BY 10 FEET FIG. 28 SUCTION HOSE ASSEMBLY, 6-INCH BY 10 FEET	(6) QTY
1	PCOOZ	97403	13225E9135-6	HOSE ASSEMBLY, NONME	12
2	PAOZZ	9H113	H01434M	RING, RETAINING	2
3	PAOOO	96906	MS27028-19	CAP, QUICK DISCONN	1
4	PAOZZ	9H113	H01434M	RING, RETAINING	1
5	MOOZZ	19099	RR-C-271-A	CHAIN, SASH MAKE FROM BULK P/N:	1
				RR-C-271, TYPE II, CLASS 3, LINK SIZE 35, BRONZE. CUT TO 19 LINKS.....	
6	PCOZZ	96906	MS27030-10	GASKET.....	1
7	PAOZZ	96906	MS27029-19	PLUG, QUICK DISCONNE	1
8	PAOZZ	9H113	H01434M	RING, RETAINING	1
9	MOOZZ	19099	RR-C-271-A	CHAIN, SASH MAKE FROM BULK P/N	1
				RR-C-271, TYPE II, CLASS 3, LINK SIZE 35, BRONZE. CUT TO 19 LINKS.....	
10	PAOZZ	70847	X768-99	CLAMP, HOSE	6
11	XAOZZ	96906	MS27021-21	COUPLING HALF, QDISC	1
12	XAOOO	96906	MS27025-21	COUPLING HALF, QDISC	1
13	PAOZZ	96906	MS27030-10	GASKET.....	1
14	XAOZZ	24161	25005-6-6	HOSE, RUBBER, DISCH.....	1

END OF FIGURE

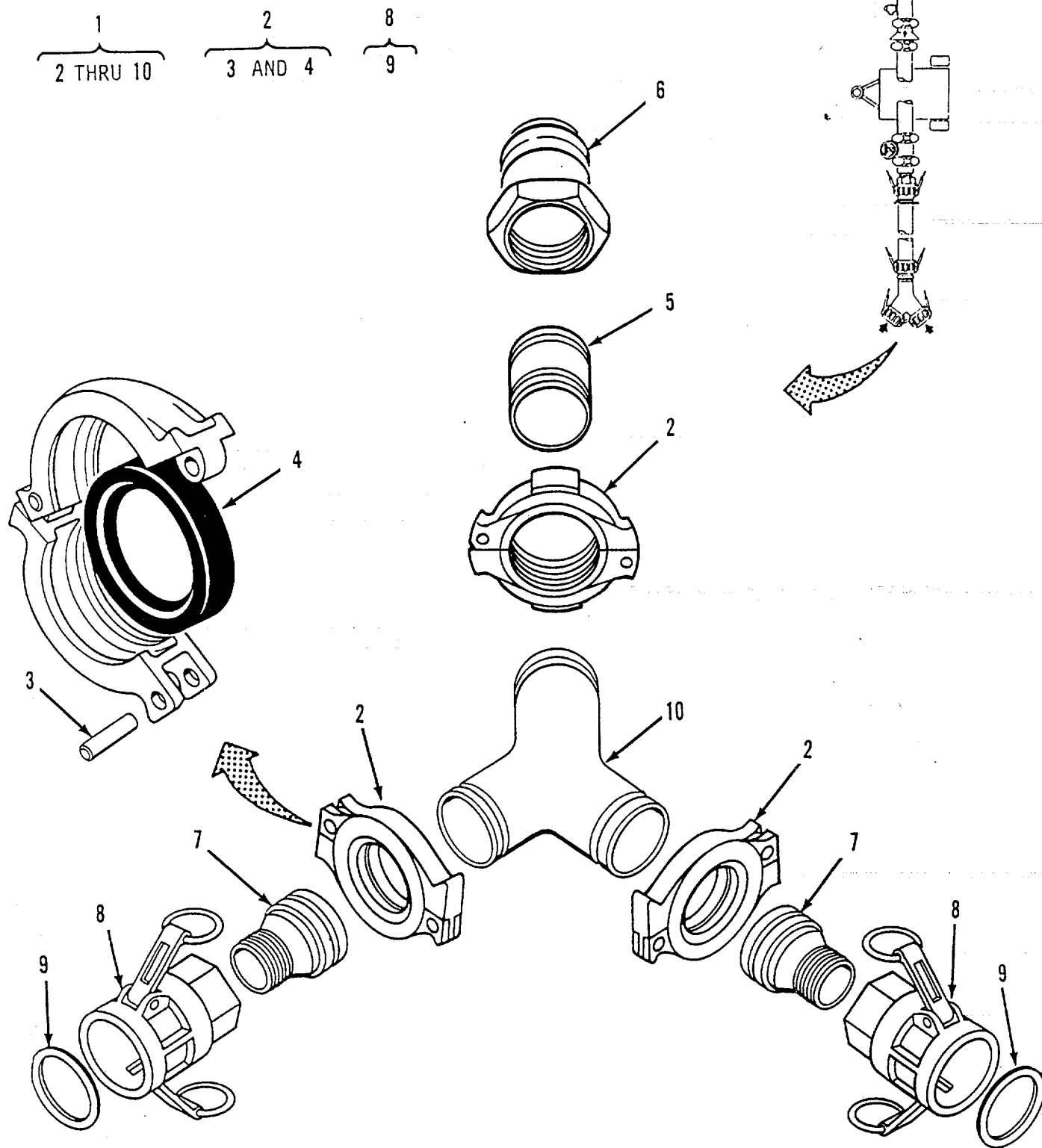


Figure 29. Reducer, Y-Connection.

SECTION II

TM 10-4320-345-23P

(1) ITEM NO	(2) SMR CODE	(3) CAGEC	(4) PART NUMBER	(5) DESCRIPTION AND USABLE ON CODES(UOC) GROUP 09 Y-CONNECTION. FIG. 29 Y-CONNECTION.	(6) QTY
1	PBOOO	97403	13225E9190	REDUCER, Y-CONNECTIO	1
2	PAOOO	79154	C-060-791-AEB	COUPLING, CLAMP, PIPE	3
3	PAOZZ	79154	1/2X2	1/16 GREEN PIN, LOCKING	1
4	PCOZZ	79154	G-060-077-0-EO	SEAL, NONMETALLIC SP	1
5	PAOZZ	8T694	05290-2TN	NIPPLE, AL, GRV PIPE 6 IN NPT MALE..... TO GROOVED END	1
6	PAOZZ	96906	MS27020-19	COUPLING, HALF, QUICK.....	1
7	PAOZZ	8T694	05288-1TN	REDUCER, GROOVEX NPT	2
8	PAOOZ	96906	MS27024-17	COUPLING, HALF, QUICK	2
9	PCOZZ	96906	MS27030-9	GASKET	1
10	XBOZZ	79154	33AX6	COUPLING, WYE, GROOVE	1

END OF FIGURE

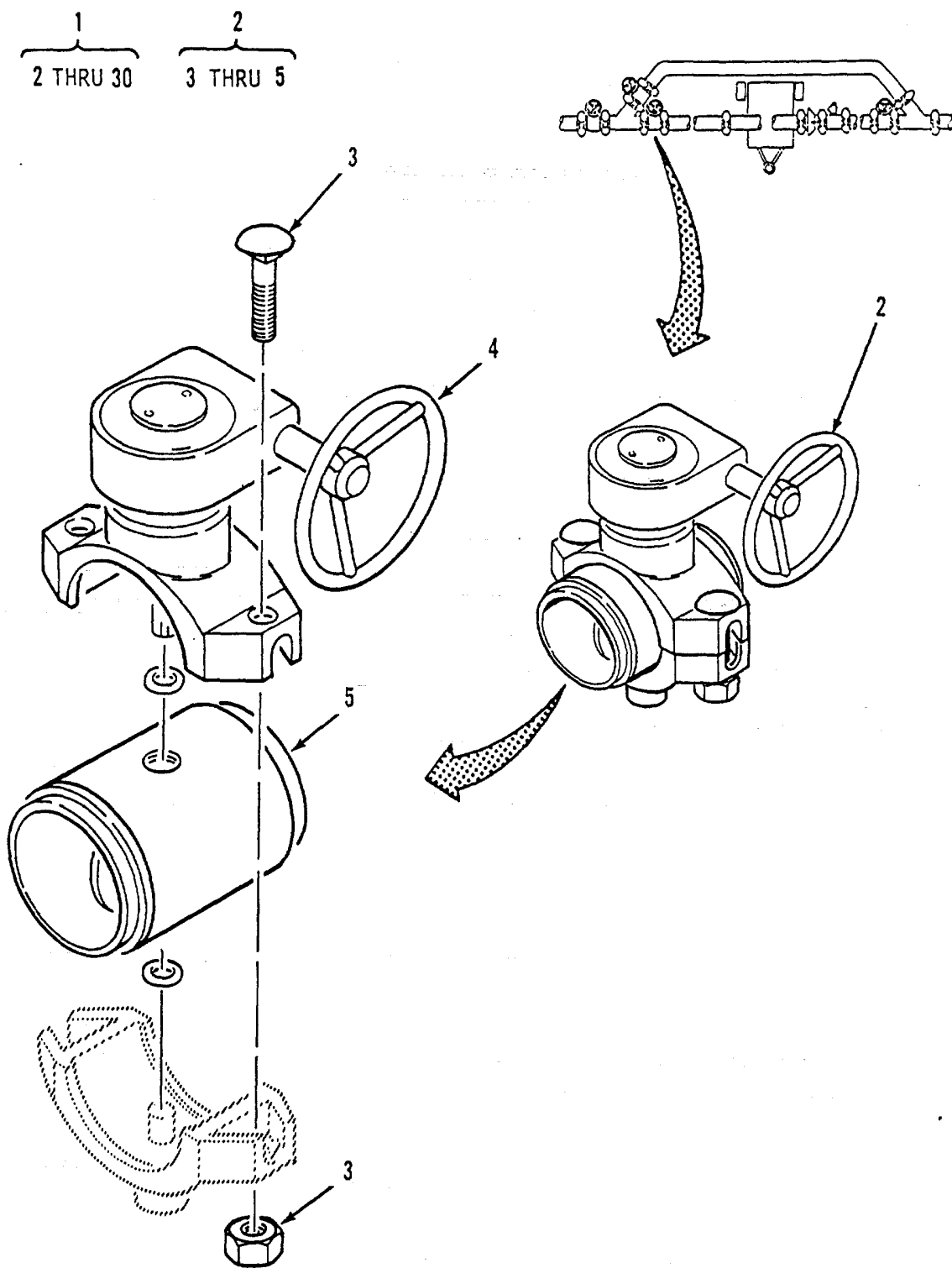


Figure 30. Pumping Station (Sheet 1 of 4).

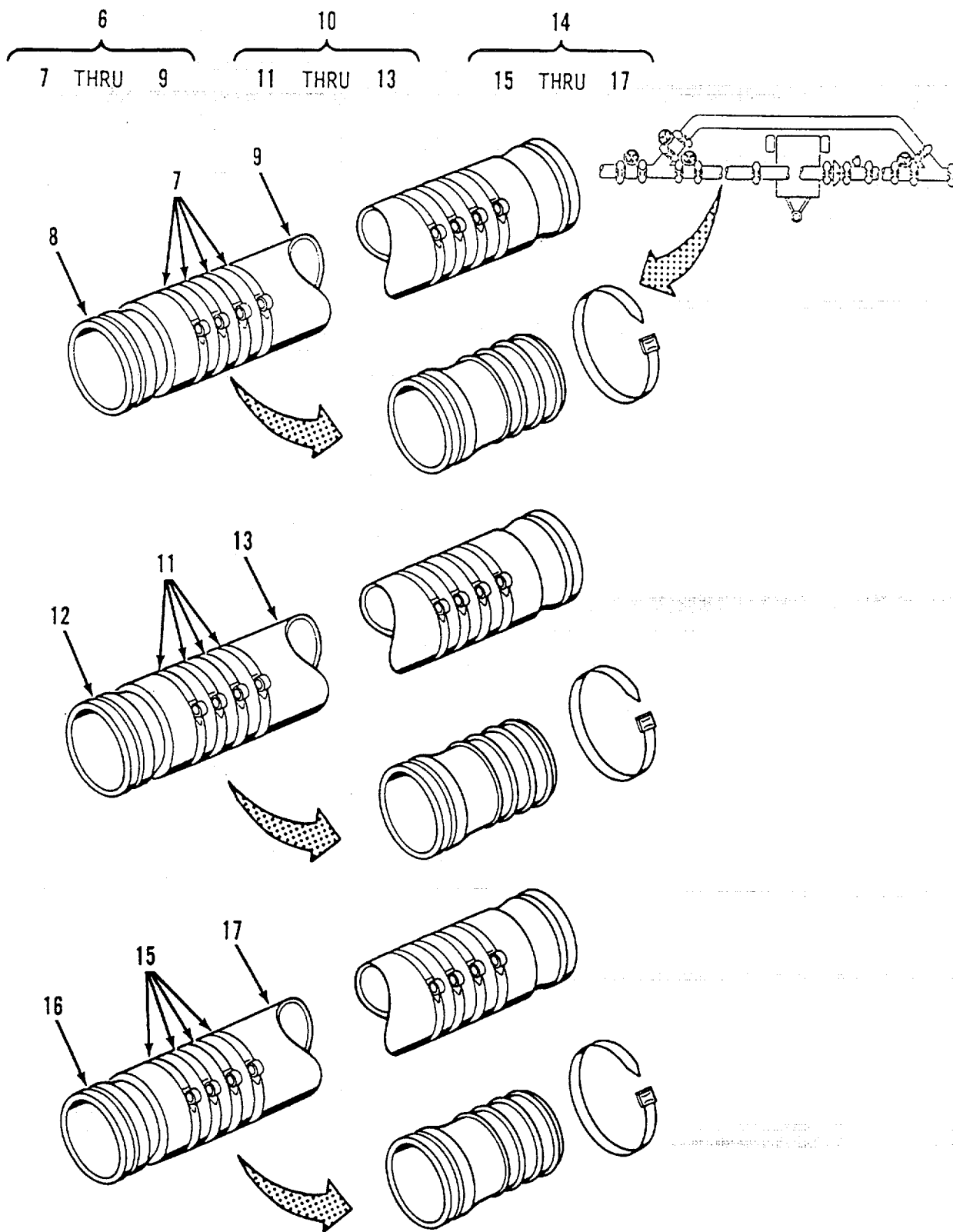


Figure 30. Pumping Station (Sheet 2 of 4).

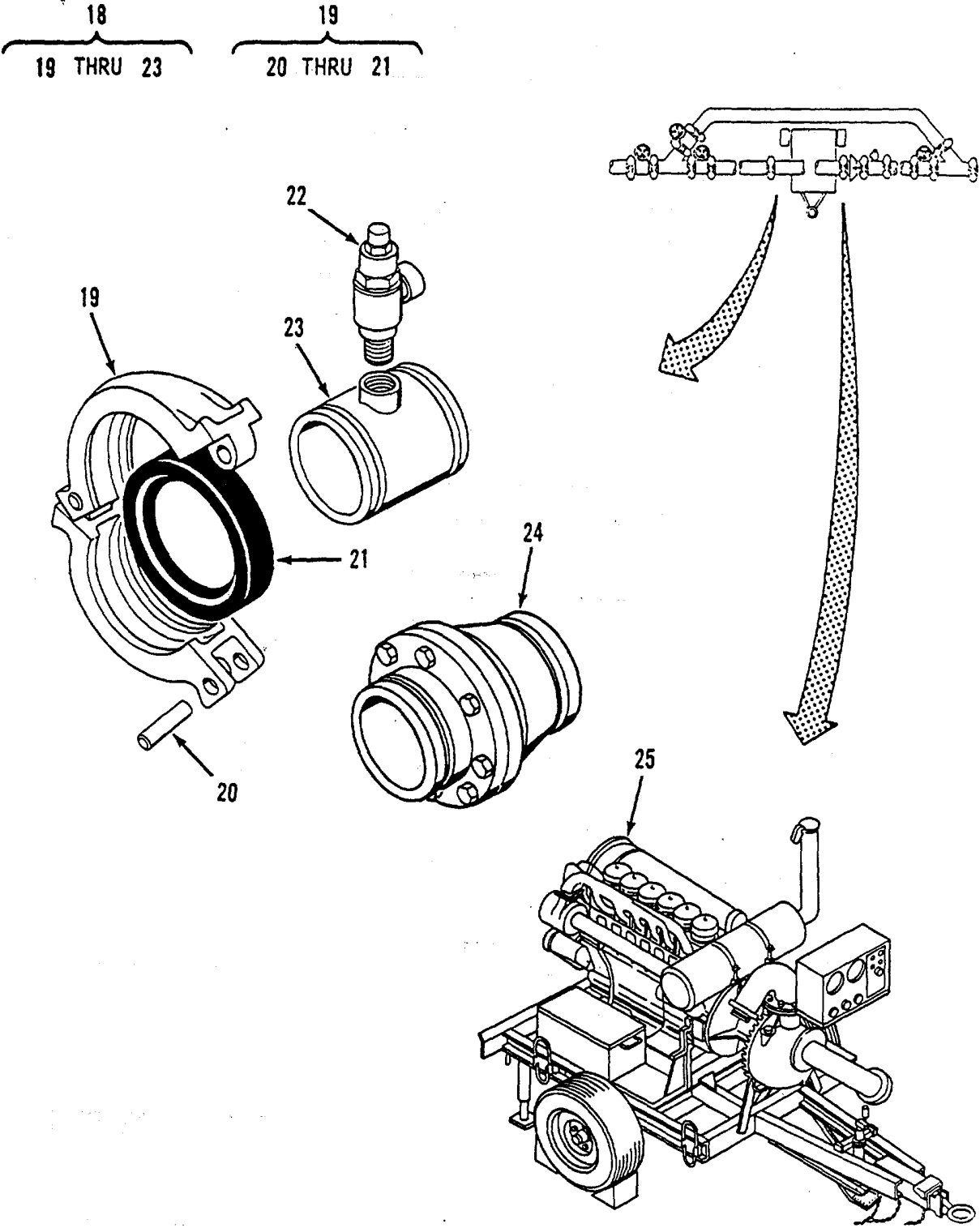


Figure 30. Pumping Station (Sheet 3 of 4).

27
28 AND 29

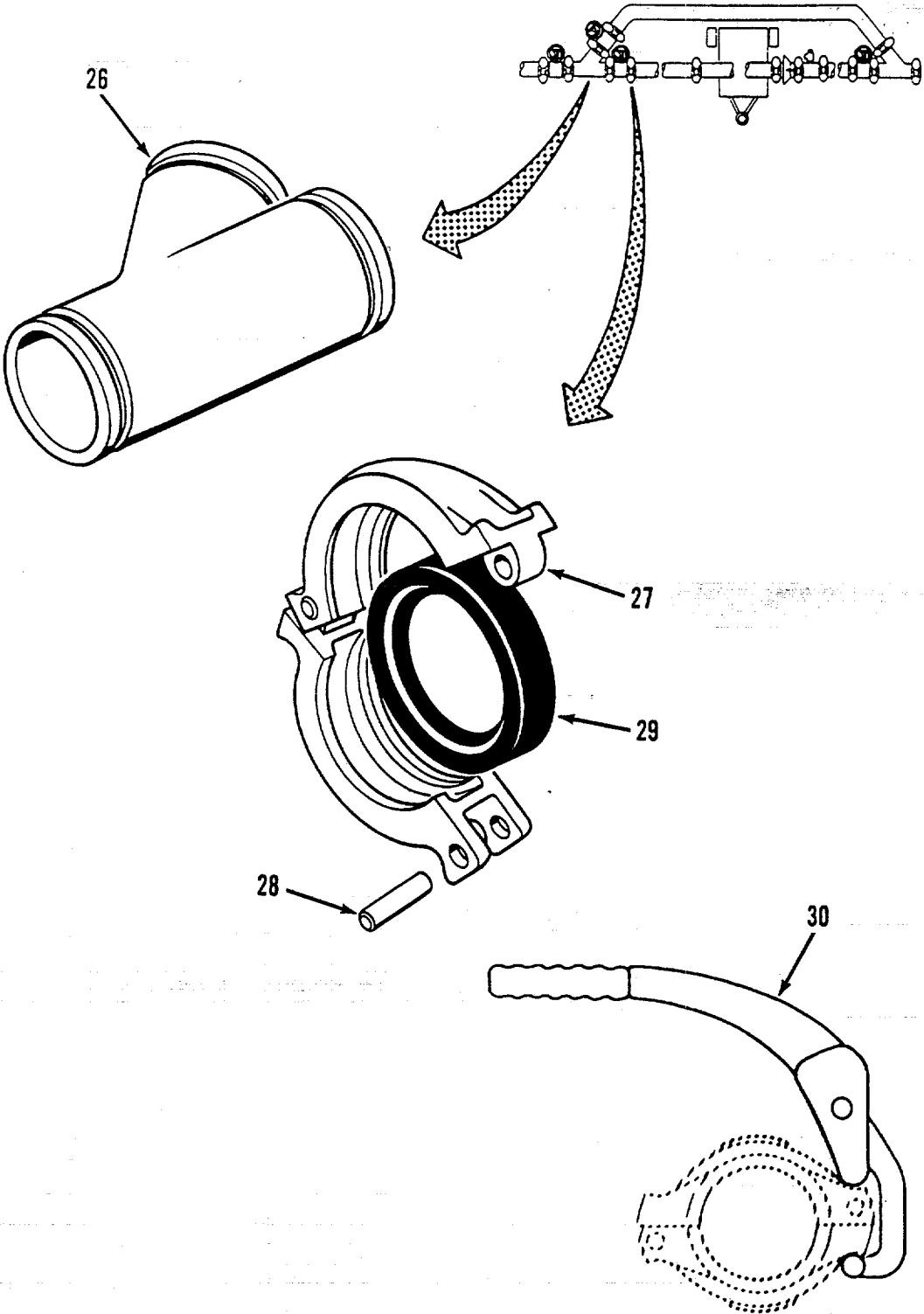


Figure 30. Pumping Station (Sheet 4 of 4).

SECTION II

TM 10-4320-345-23P

(1) ITEM NO	(2) SMR CODE	(3) CAGEC	(4) PART NUMBER	(5) DESCRIPTION AND USABLE ON CODES(UOC) GROUP 10. PUMPING STATION FIG. 30 PUMPING STATION	(6) QTY
1	PDOOO	90598	13225E9088-30	PUMPING STATION	6
2	PBOOO	79154	V-060-700-0-EM	VALVE,BUTTERFLY	3
3	XBOZZ	79154	BA55000Z00	BOLT ASSY/WITH NUT	2
4	XBOZZ	79154	K066700EM	UPPER HOUSING ASSY	1
5	XBOZZ	79154	K6070001A	HOUSING,DISC	1
6	PCOOO	81349	MIL-H-53027-500	HOSE ASSY,DISCHARGE 6 IN X 50 FT	1
7	PAOZZ	70847	L-290	CLAMP	8
8	PAOZZ	79154	STYLE48AX6	ADAPTER,HOSE TO GRO	2
9	XAOZZ	63317	A300-01-005	HOSE,RUBBER,DISCHAR.....	1
10	PCOOO	81349	MIL-H-53027-100	HOSE ASSY,DISCHARGE 6 IN X 10 FT	1
11	PAOZZ	70847	L-290	CLAMP	8
12	PAOZZ	79154	STYLE48AX6	ADAPTER,HOSE TO GRO	2
13	XAOZZ	63317	A300-01-002	HOSE,RUBBER,DISCHAR	1
14	PCOOO	81349	MIL-H-53027-200	HOSE ASSY,DISCHARGE 6 IN X 20 FT	1
15	PAOZZ	70847	L-290	CLAMP.....	8
16	PAOZZ	79154	STYLE48AX6	ADAPTER,HOSE TO GRO	2
17	XAOZZ	63317	A300-01-003	HOSE,RUBBER,DISCHAR.....	1
18	XBOOZ	97403	13225E9196	VALVE ASSEMBLY,SAFE RELIEF, 200.....	1
				LBS PSI	
19	PAOOO	79154	C-060-791-AEB	COUPLING,CLAMP,PIPE	1
20	PAOZZ	79154	1/2X2 1/16 GREEN	PIN,LOCKING	1
21	PCOZZ	79154	G-060-077-0-EO	SEAL,NONMETALLIC SP	1
22	PAOZZ	34494	912BDD-19	VALVE,PRESS R EL I EF	1
23	XBOZZ	90598	25028-101	NIPPLE	
24	PAOZZ	79154	STYLE710X6	VALVE, CHECK	1
25	PDOOO	97403	PD80366	PUMPING ASSEMBLY,WA REFERENCE	1
				APPLICABLE TM	
26	PAOZZ	79154	30A6	LATERAL,45 DEG, GROOV	2
27	PAOOO	79154	C-060-791-AEB	COUPLING,CLAMP, PIPE.....	8
28	PAOZZ	79154	1/2X2 1/16 GREEN	PIN, LOCKING	1
29	PCOZZ	79154	G-060-077-0-EO	SEAL,NONMETALLIC SP	1
30	PAOZZ	79154	STYLE 792	WRENCH,SPANNER.....	1

END OF FIGURE

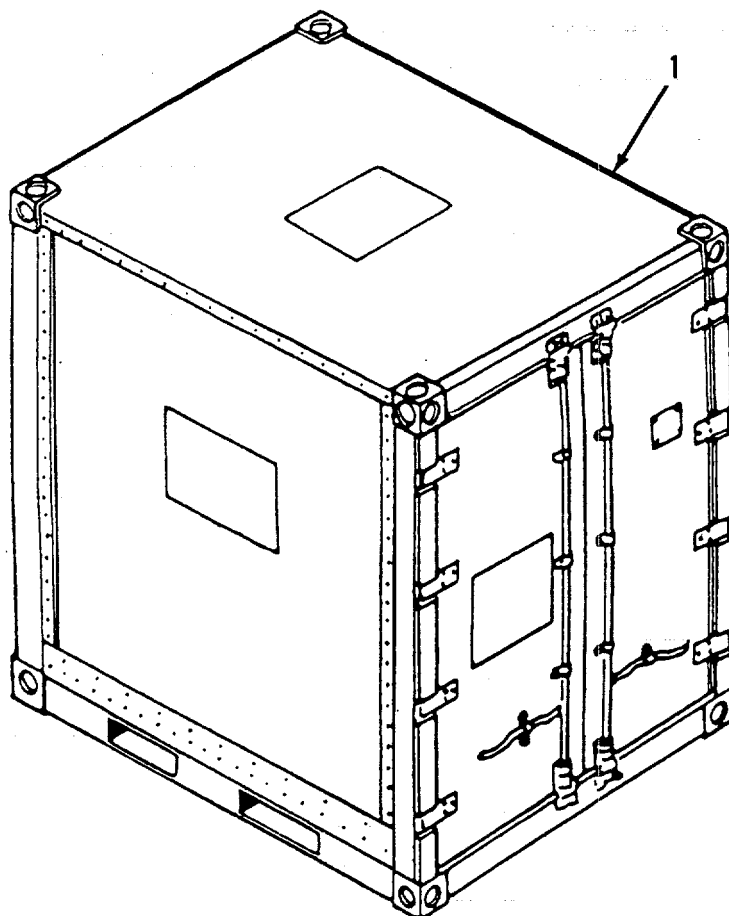


Figure 31. Nonexpandable Shelter (Tricon).

SECTION II

TM 10-4320-345-23P

(1) ITEM NO	(2) SMR CODE	(3) CAGEC	(4) PART NUMBER	(5) DESCRIPTION AND USABLE ON CODES(UOC) GROUP 11. TRICON FIG. 31. TRICON	(6) QTY
1	PDOOO	90598	ES201	SHELTER, NONEXPANDAB REFERENCE..... APPLICABLE TM	4

END OF FIGURE

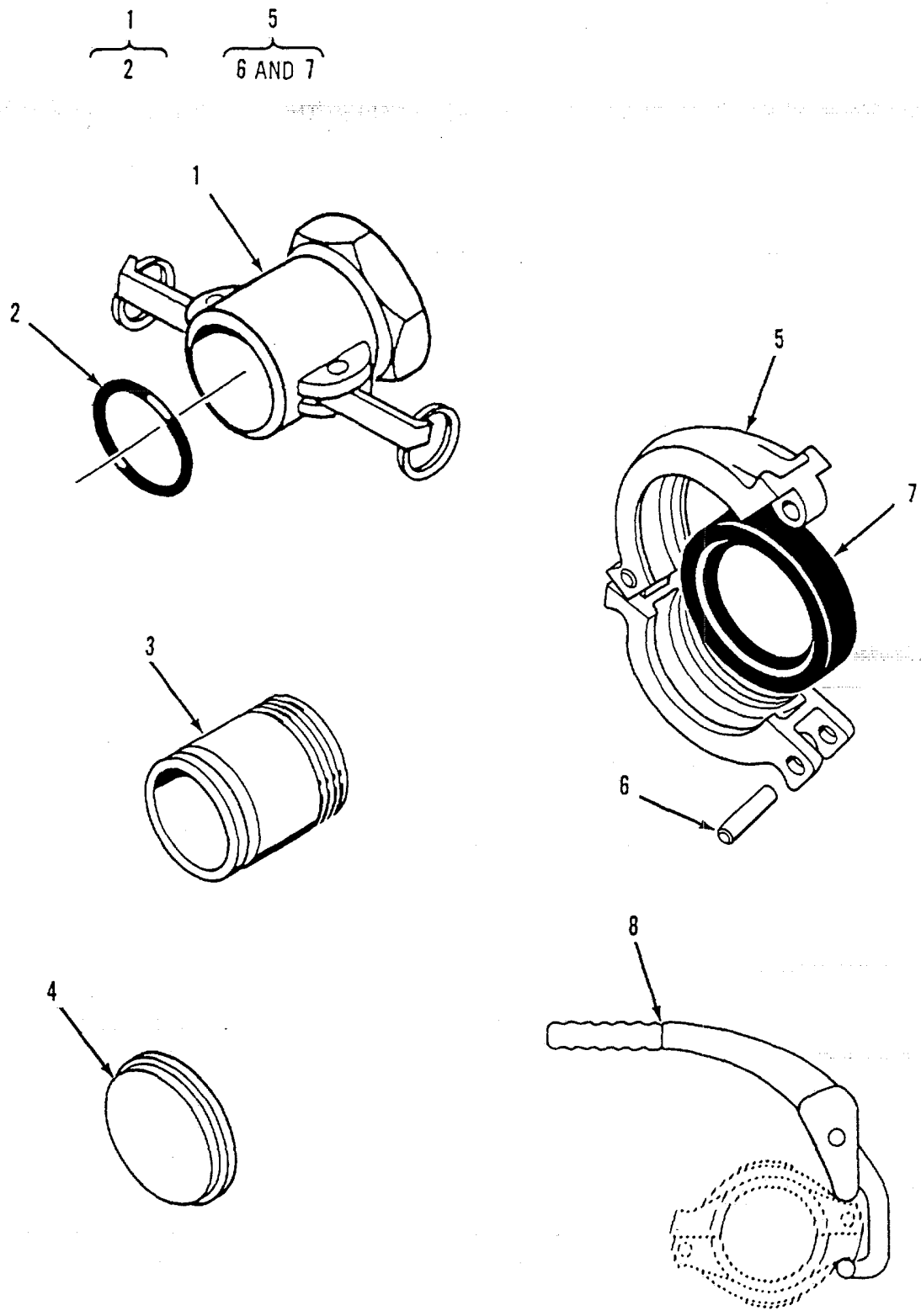


Figure 32. Tactical Water Distribution Set Miscellaneous Items.

SECTION II

TM 10-4320-345-23P

(1) ITEM NO	(2) SMR CODE	(3) CAGEC	(4) PART NUMBER	(5) DESCRIPTION AND USABLE ON CODES(UOC) GROUP 12 ACCESSORIES FIG. 32 ACCESSORIES	(6) QTY
1	PAOOZ	96906	MS27024-19	COUPLING HALF,QUICK 6 IN NPT FEMALE TO 6 IN FEMALE CAM-LOCKING	1
2	PCOZZ	96906	MS27030-10	GASKET	1
3	PAOZZ	8T694	05290-2TN	NIPPLE,AL,GRV PIPE 6 IN NPT MALE..... TO GROOVED END.....	1
4	PAOZZ	8T694	05289-1TN	CAP, AL, END	1
5	PAOOO	79154	C-060-791-AEB	COUPLING, CLAMP,PIPE.....	15
6	PADZZ	79154	1/2X2 1/16 GREEN	PIN LOCKING	1
7	PCOZZ	79154	G-060-077-0-EO	SEAL,NONMETALLIC SP	1
8	PAOZZ	79154	STYLE 792	WRENCH,SPANNER.....	4

END OF FIGURE

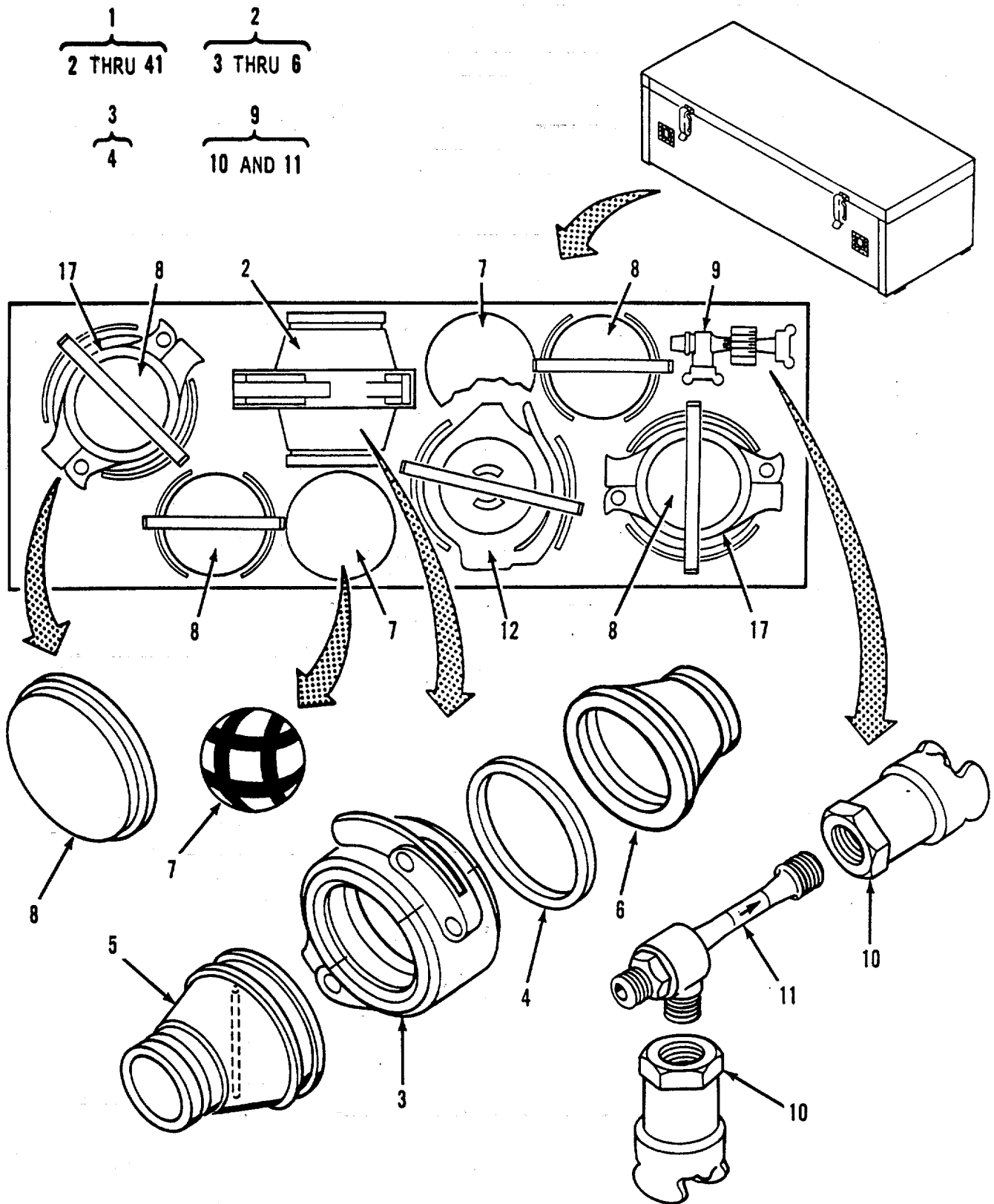


Figure 33. Hoseline Displacement and Evacuation Kit (Sheet 1 of 4)

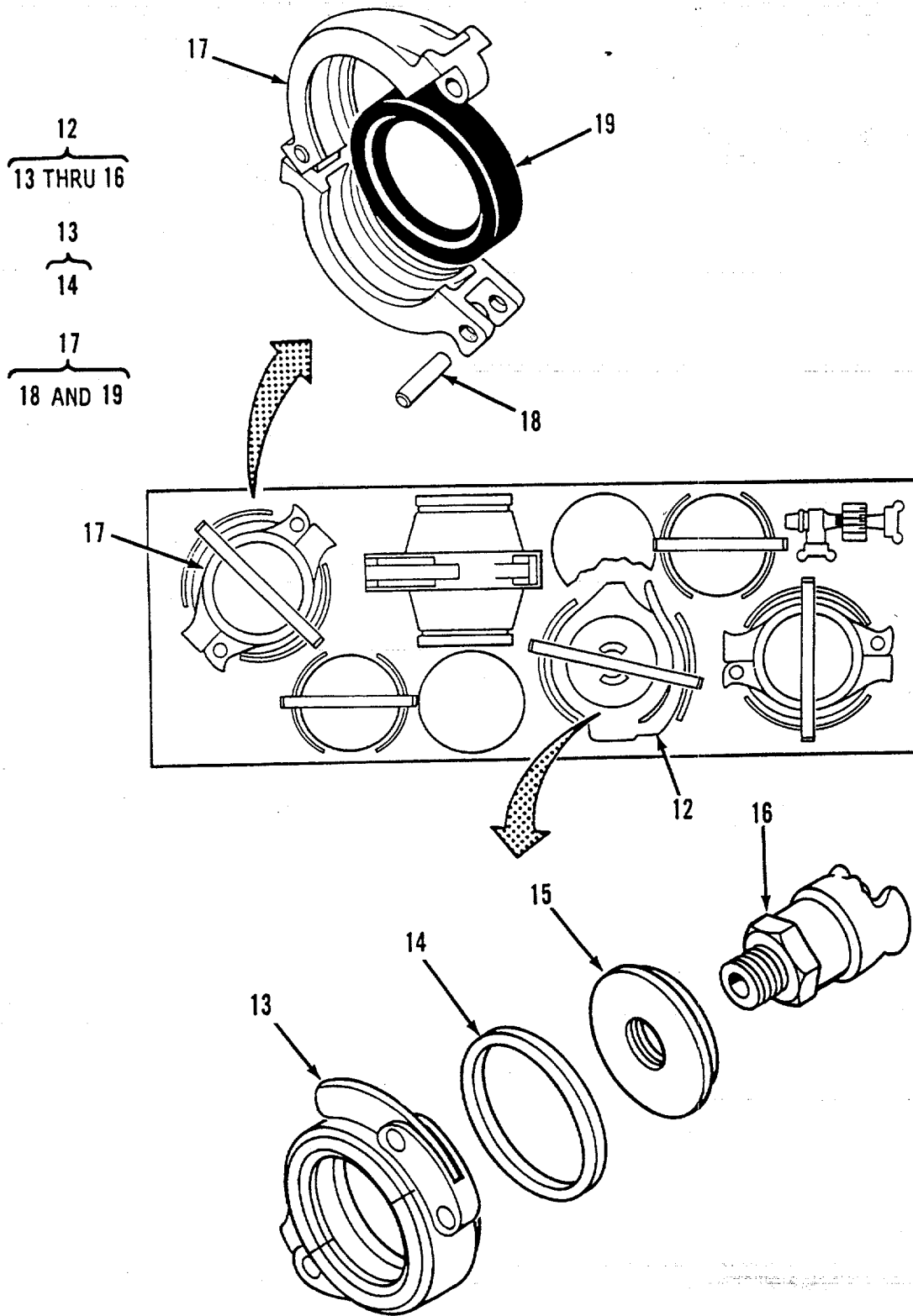


Figure 33. Hoseline Displacement and Evacuation Kit (Sheet 2 of 4)

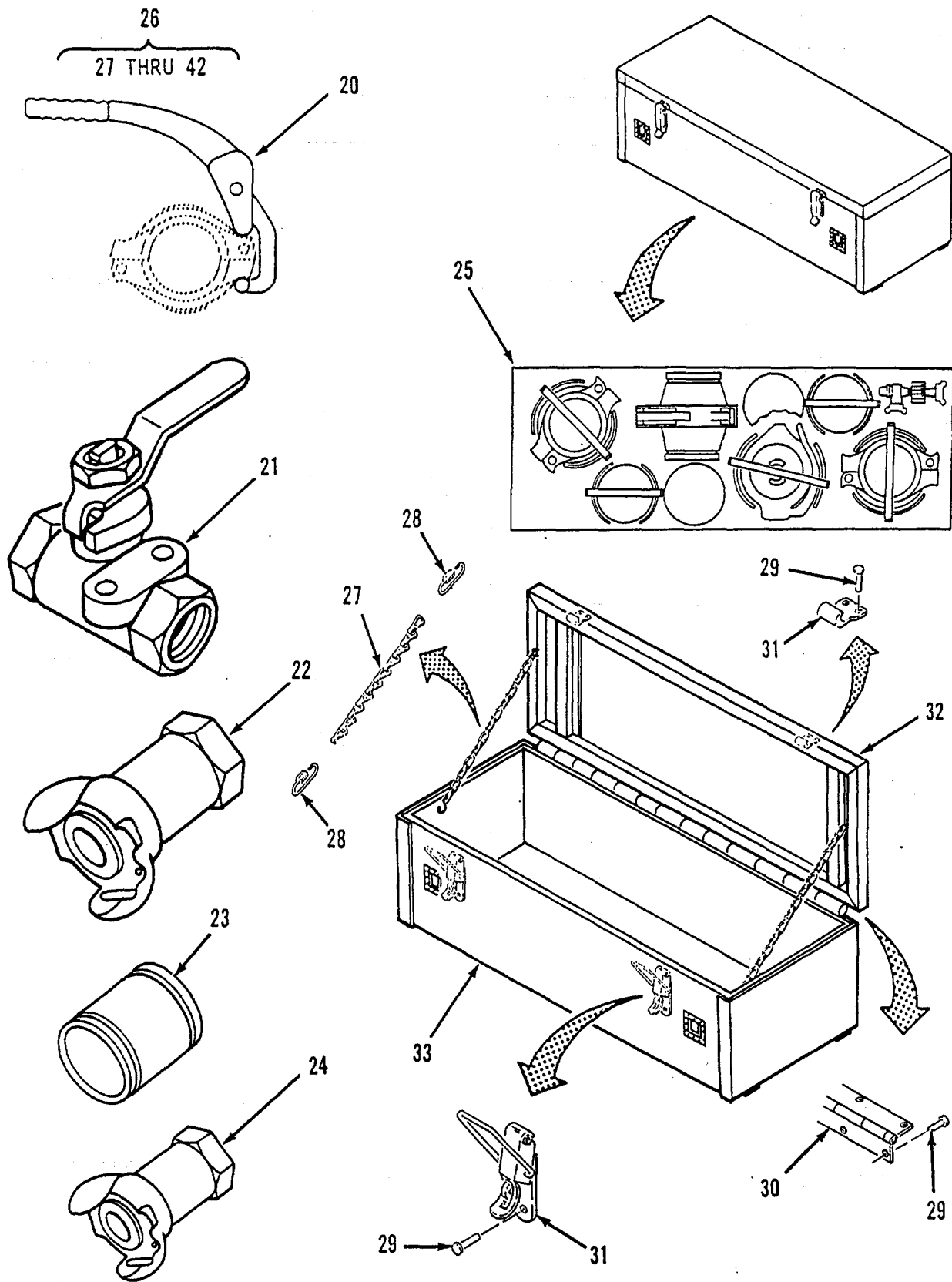


Figure 33. Hoseline Displacement and Evacuation Kit (Sheet 3 of 4)

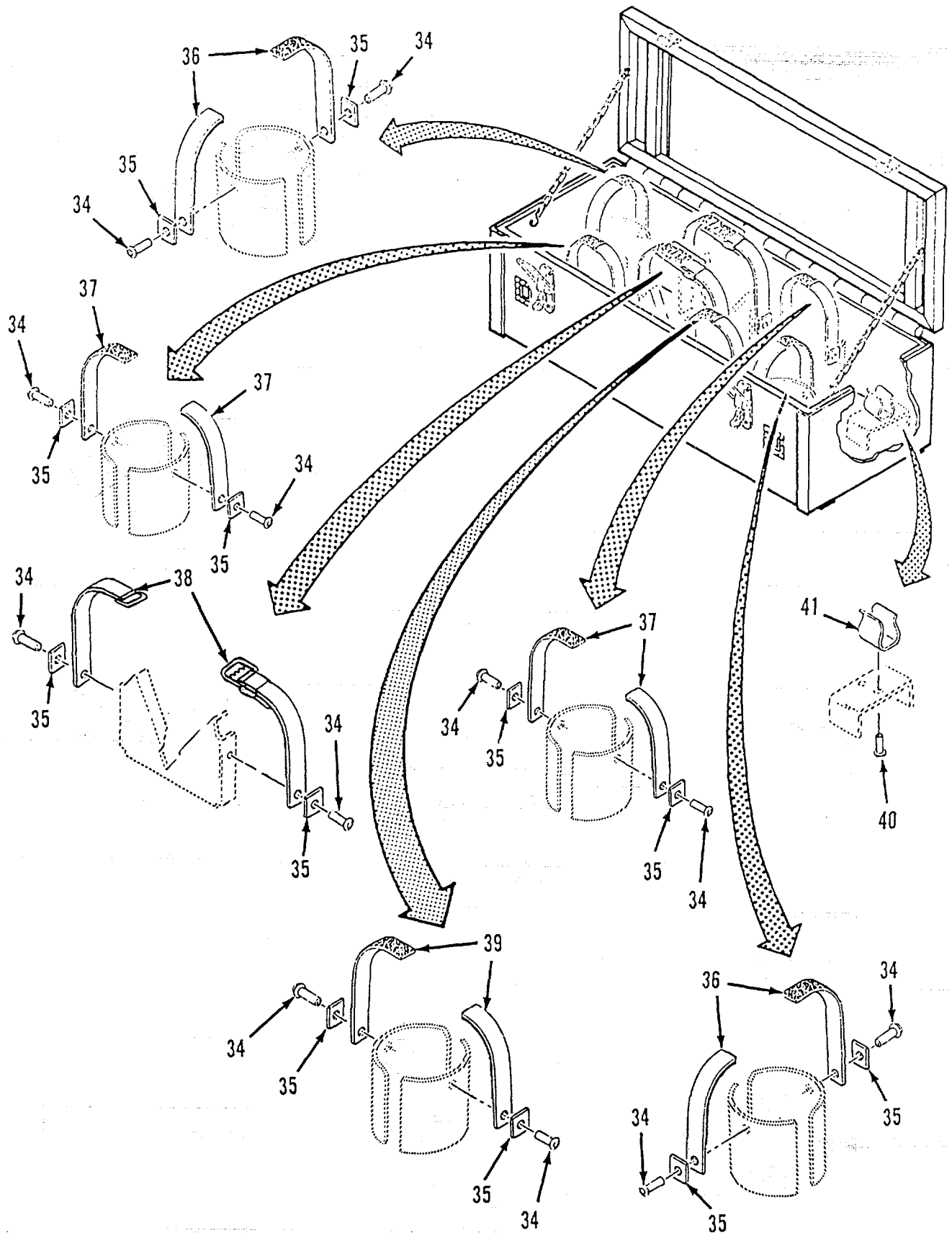


Figure 33. Hoseline Displacement and Evacuation Kit (Sheet 4 of 4)

(1) ITEM NO	(2) SMR CODE	(3) CAGEC	(4) PART NUMBER	(5) DESCRIPTION AND USABLE ON CODES(UOC)	(6) QTY
GROUP 12 ACCESSORIES					
FIG. 33. HOSELINE DISPLACEMENT AND EVACUATION KIT					
1	PDOOO	97403	13226E1577	DISPLACEMENT AND EV	2
2	PBOOO	97403	13226E1579	RECEIVER ASSEMBLY,B	1
3	PAOOO	79154	78AX8	CLAMP,COUPLING,GROO.....	1
4	PCOZZ	79154	G-78AX8GRDE	GASKET.....	1
5	XBOZZ	90598	25116-100	REDUCER,WELDMENT	1
6	XBOZZ	79154	50A8X6	REDUCER,PIPE	1
7	PCOZZ	63853	08E006	BALL,DISPLACEMENT,.....	2
8	PAOZZ	8T694	05289-1TN	CAP,AL,END	24
9	AOOOO	90598	25100-100	EJECTOR ASSEMBLY	1
10	PAOZZ	81348	WWC633-10-B	COUPLING HALF, QUICK.....	2
11	PAOZZ	89117	GL-1	EJECTOR,JET	1
12	XBOOZ	97403	13225E9198	BALL ASSEMBLY,INLET	1
13	PAOOZ	79154	78AX6	COUPLING, CLAMP,PIPE	1
14	PCOZZ	79154	G-78AX6GRDE	GASKET.....	1
15	PAOZZ	97403	13226E1580	CAP,PIPE	1
16	PAOZZ	81348	WWC633-15-B	COUPLING HALF, QUICK.....	1
17	PAOOO	79154	C-060-791-AEB	COUPLING,CLAMP,PIPE	1
18	PAOZZ	79i154	1/2X2	1/16 GREEN PIN,LOCKING	1
19	PCOZZ	79154	G-060-077-0-EO	SEAL,NONMETALLIC SP	1
20	PAOZZ	79154	STYLE792	WRENCH,SPANNER	1
21	XBOZZ	81348	WW-V-35	VALVE, BALL TYPE II,. STYLE 3,.....	1
22	XBOZZ	81349	WW-C-633	CLASS 250, BZ, 1 INCH NPT.....	2
23	XBOZZ	81349	M10388-A-08-AK-1 -C-6A	COUPLING HALF,QDISC TYPE II, BZ	1
24	XBOZZ	81349	WW-C-633	COUPLING HALF,QDISC TYPE II, BZ,	1
25	XBOZZ	90598	25097-1	3/4 INCH NPT, FEMALE	1
26	XBOOO	90598	25027-100	PLAN, LOADING.....	1
27	PAOZZ	81348	RR-C-271	CHEST,STORAGE	1
28	PAOZZ	39428	8947T14	CHAIN,WELDLESS	10
29	PAOZZ	07707	SSD64BS	LINK,CHAIN,DETACHAB	4
30	XBOZZ	90598	25083-2	RIVET,BLIND	34
31	PAOZZ	98003	HC207CE/HC205CE	HINGE.....	1
32	XBOZZ	90598	25094-100	CATCH, CLAMPING	2
33	XAOZZ	90598	25096-100	COVER ASSEMBLY	1
34	PAOZZ	61957	SD66BS	BOTTOM ASSEMBLY;.....	1
35	XBOZZ	90598	25089-1	RIVET,POP	14
36	XBOZZ	90598	25089-1	RIVET,POP	14
37	XBOZZ	90598	25090-4	CLIP	14
38	XBOZZ	90598	25090-2	STRAP, RETAINING	2
39	XBOZZ	90598	25090-2	STRAP,RETAINING.....	2
40	PCOZZ	39428	9588K11	STRAP,TIE DOWN	2
41	XBOZZ	90598	25090-3	STRAP,RETAINING	1
42	PAOZZ	61957	SD32BS	STRAP,RETAINING	1
43	PAOZZ	81349	M24066-2-326	RIVET,POP	2
44	PAOZZ	81349	M24066-2-326	CLIP,SPRING TENSION	1

END OF FIGURE

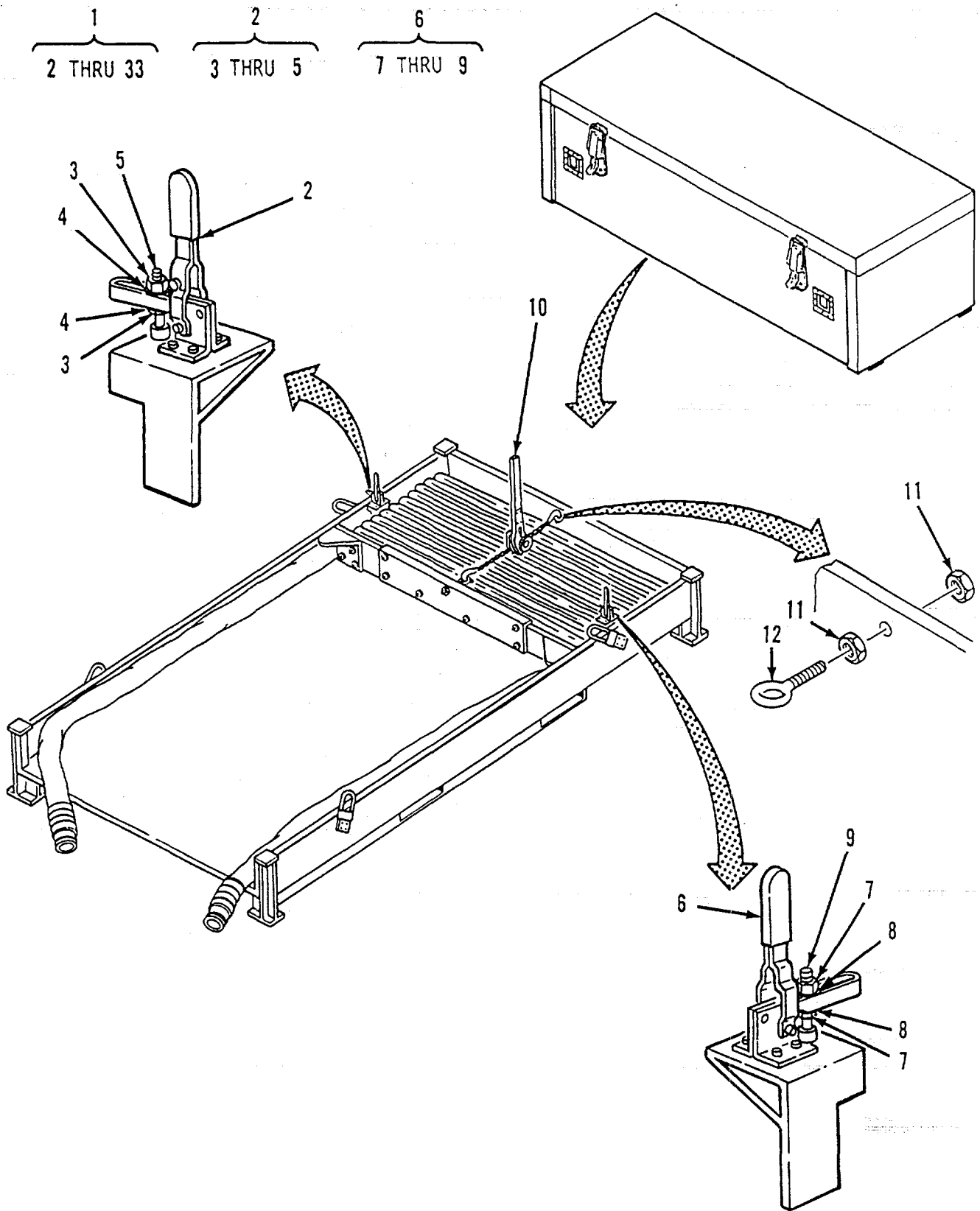


Figure 34. Hoseline Packing Kit (Sheet 1 of 3)

13
14 THRU 24

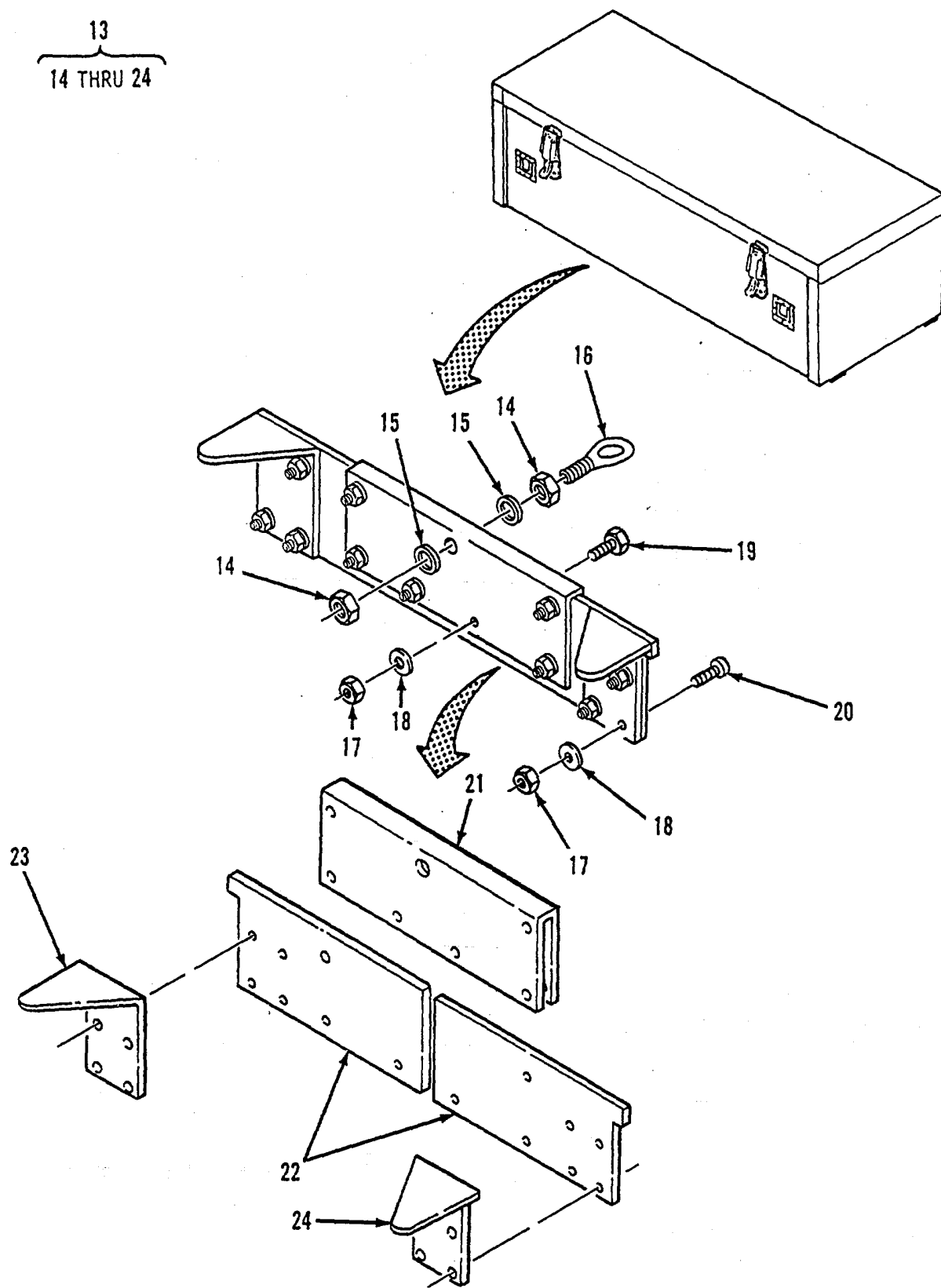


Figure 34. Hoseline Packing Kit (Sheet 2 of 3)

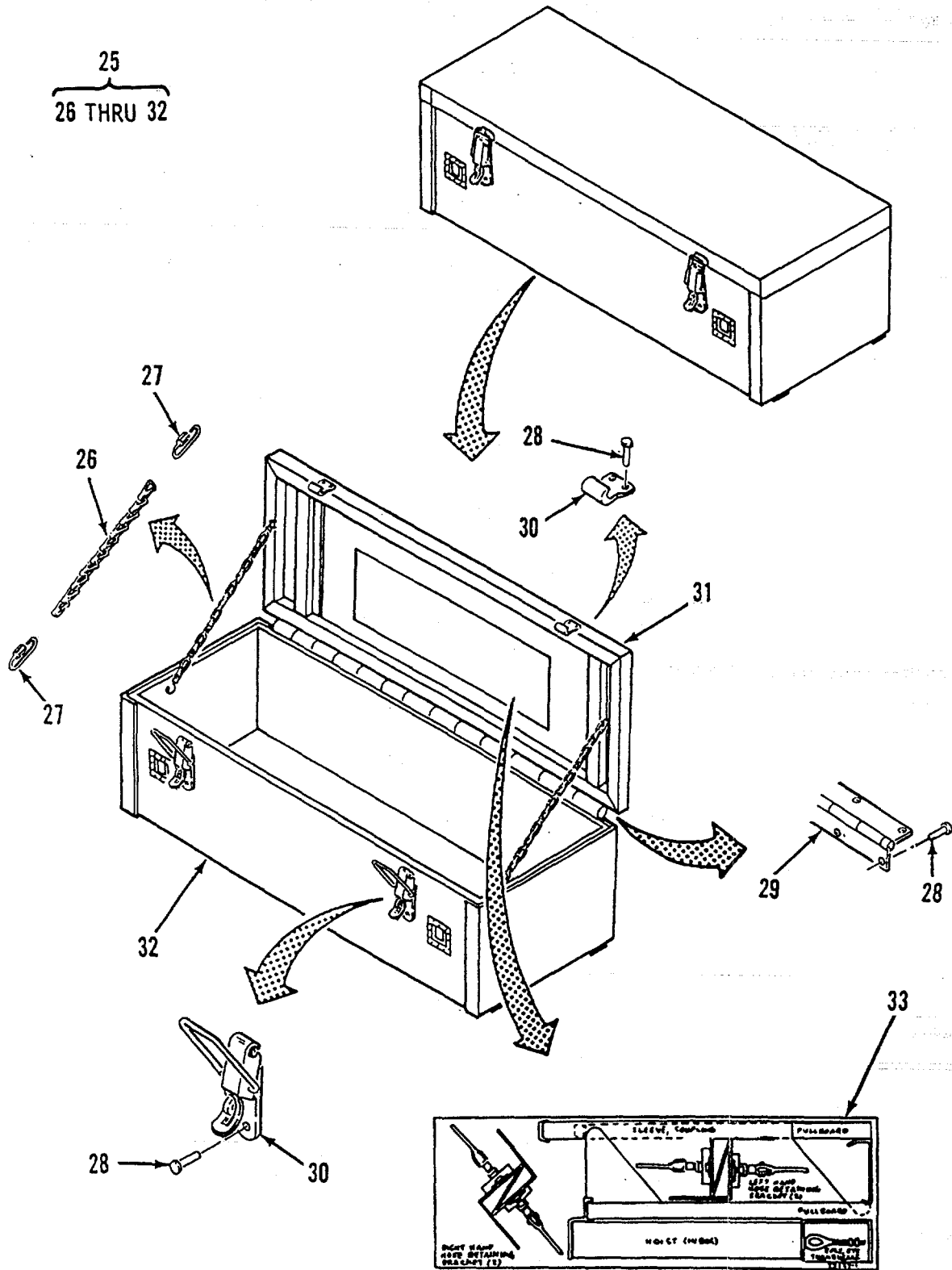


Figure 34. Hoseline Packing Kit (Sheet 3 of 3)

SECTION II

TM 10-4320-345-23P

(1) ITEM NO	(2) SMR CODE	(3) CAGEC	(4) PART NUMBER	(5) DESCRIPTION AND USABLE ON CODES(UOC)	(6) QTY
GROUP 12 ACCESSORIES					
FIG. 34. HOSELIN PACKING KIT					
1	PDOOO	97403	13226E1571	PACKING KIT,HOSELIN PACKING, 6 INCH	1
2	PAOZZ	97403	13225E9186	BRACKET,LH,HOSE RET	2
3	PAOZZ	96906	MS51967-14	NUT,PLAIN	2
4	PAOZZ	96906	MS27183-17	WASHER,FLAT.....	2
5	PAOZZ	96906	MS90725-123	SCREW,CAP,HEX HEAD.....	1
6	PAOZZ	97403	1322SE9187	BRACKET ASSEMBLY,HO	2
7	PAOZZ	96906	MS51967-14	NUT,PLAIN	2
8	PAOZZ	96906	MS27183-17	WASHER,FLAT	2
9	PAOZZ	96906	MS90725-123	SCREW,CAP,HEX HEAD.....	1
10	PAOZZ	90598	13226E1571-6	HOIST,FIXED CAP	1
11	PAOZZ	96906	MS51967-14	NUT,PLAIN, HEXAGON	2
12	PAOZZ	96906	MS27950-8	BOLT,EYE	1
13	XBCOO	97403	13226E1572	PULLBOARD ASSEMBLY	1
14	PAOZZ	96906	MS51967-14	NUT,PLAIN,HEXAGON	2
15	PAOZZ	96906	MS27183-18	WASHER,FLAT.....	2
16	PAOZZ	96906	MS27950-8	BOLT,EYE	1
17	PAOZZ	96906	MS51922-1	NUT,SELF-LOCKING, HE.	14
18	PAOZZ	96906	MS27183-10	WASHER, FLAT	14
19	PAOZZ	80204	B1821BH025C250N	SCREW,CAP,HEXAGON H.....	6
20	PAOZZ	96906	MS35751-21	BOLT,SQUARE NECK	8
21	XAOZZ	97403	13226E1573	SLEEVE,COUPLING.....	1
22	XAOZZ	97403	13226E1574	PULLBOARD.....	1
23	XAOZZ	97403	13226E1583	FLANGE,PULLBOARD, RH	1
24	XAOZZ	97403	13226E1584	FLANGE,PULIBOARD, LH	1
25	XBOOO	90598	25027-101	CHEST,STORAGE	1
26	PAOZZ	81349	RR-C-271	CHAIN,WELDLESS.....	10
27	PAOZZ	39428	8947T14	LINK,CHAIN,DETACHAB.	4
28	PAOZZ	07707	SSD64BS	RIVET,BLIND	34
29	XBOZZ	90598	25083-2	HINGE	1
30	PAOZZ	98003	HC207CE/HC205CE	CATCH, CLAMPING	2
31	XBOZZ	90598	25094-100	COVER ASSEMBLY.....	1
32	XAOZZ	90598	25096-101	BOTTOM ASSEMBLY	1
33	XBOZZ	90598	25127-1	LOADING PLAN	1

END OF FIGURE

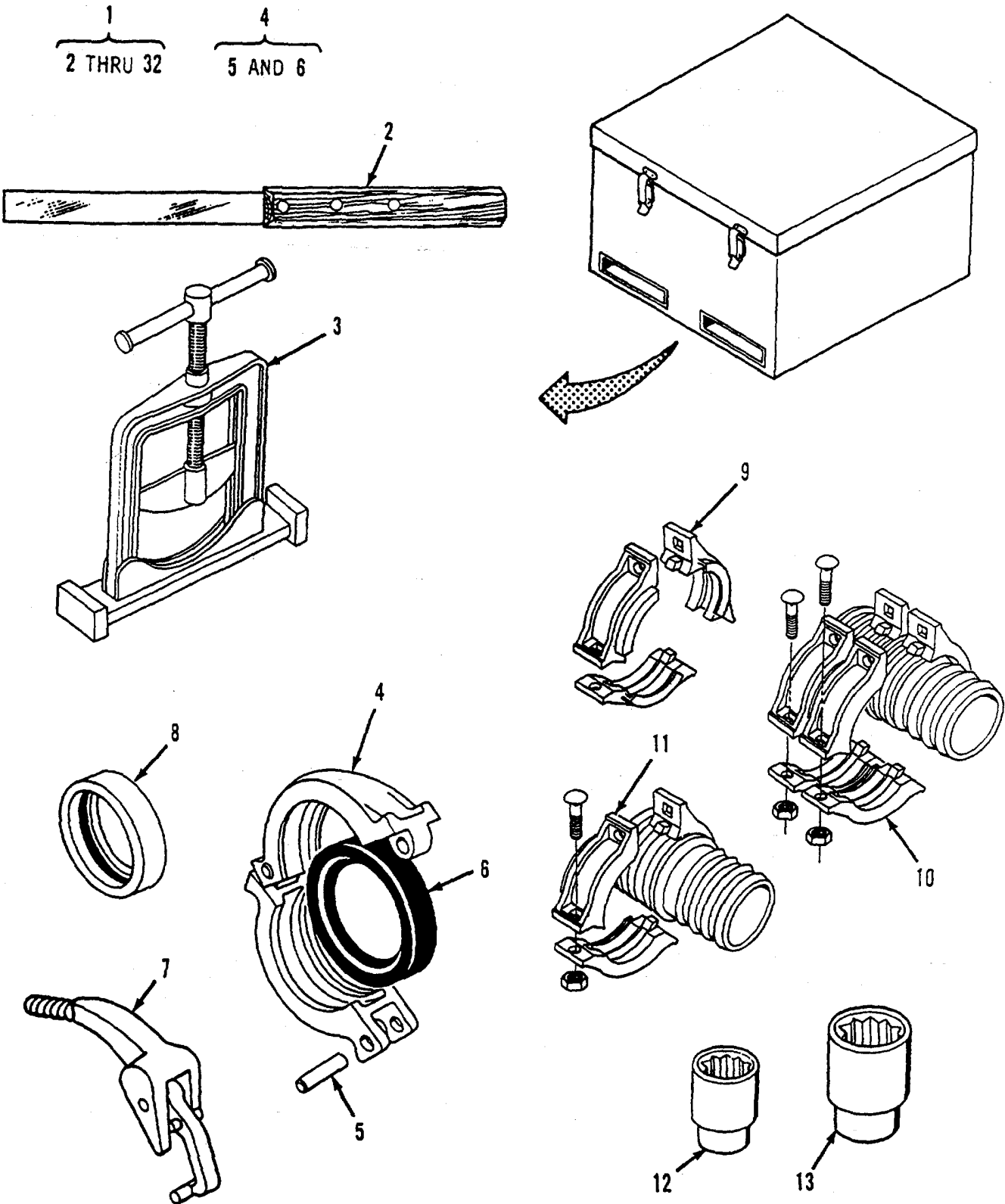


Figure 35. Hoseline Repair Kit (Sheet 1 of 2)

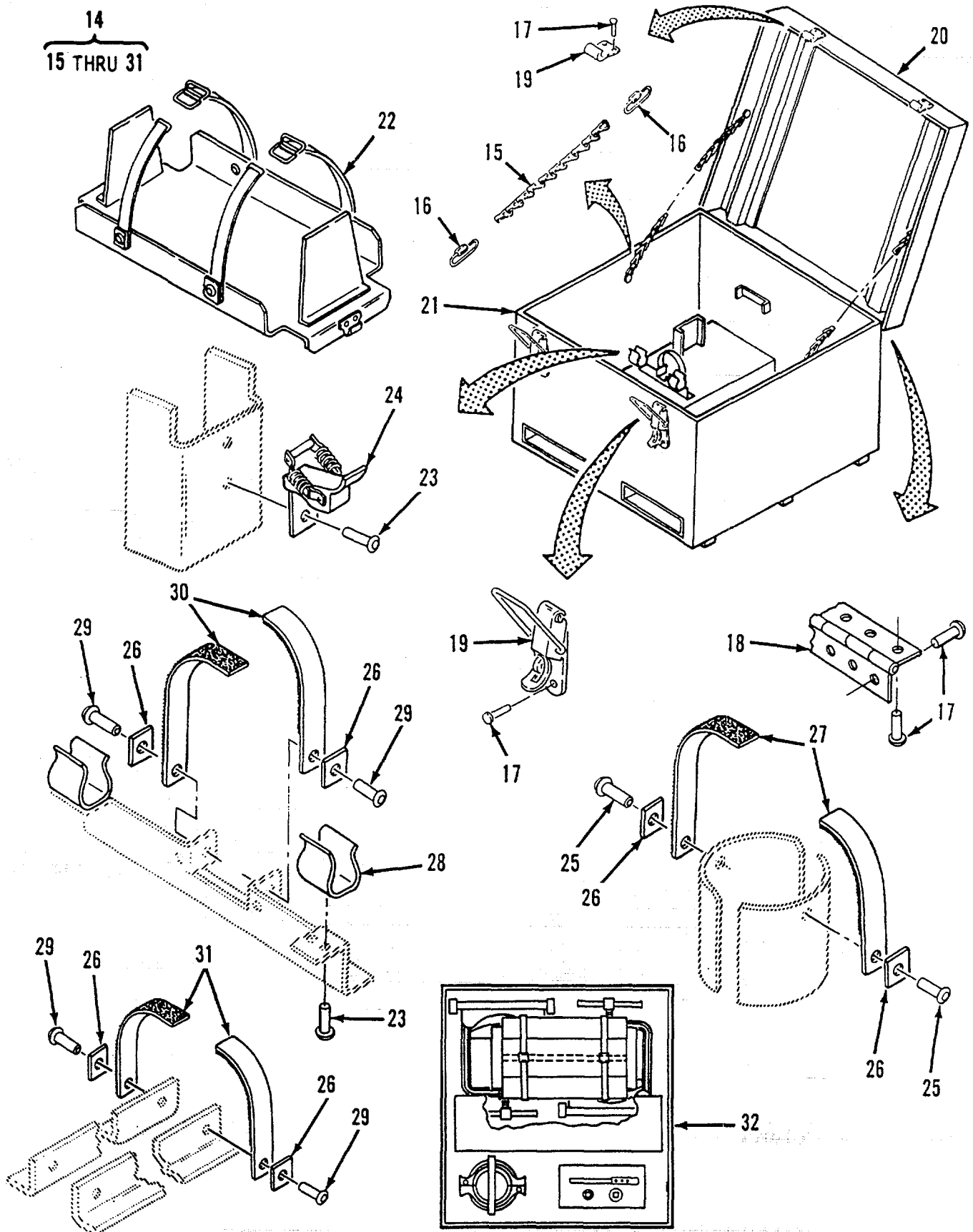


Figure 35. Hoseline Repair Kit (Sheet 2 of 2)

SECTION II

TM 10-4320-345-23P

(1) ITEM NO	(2) SMR CODE	(3) CAGEC	(4) PART NUMBER	(5) DESCRIPTION AND USABLE ON CODES(UOC)	(6) QTY
GROUP 12 ACCESSORIES					
FIG. 33. HOSELINE REPAIR KIT					
1	PDOOO	97403	13226E1581	REPAIR KIT, HOSE	1
2	PAOZZ	29891	60870	KNIFE,WOOD HANDLE	2
3	XBOZZ	97403	13226EI581-15	CLAMP,HOSE	2
4	PAOOO	79154	C-060-791-AEB	COUPLING, CLAMP,PIPE.....	3
5	PAOZZ	79154	1/2X2	1/16 GREEN PIN,LOCKING	1
6	PCOZZ	79154	G-060-077-0-EO	SEAL,NONMETALLIC SP	1
7	PAOZZ	79154	STYLE792	WRENCH,SPANNER	1
8	PCOZZ	79154	G-060-077-0-EO	SEAL,NONMETALLIC SP	3
9	XBOZZ	79154	H-060-470-A-SM	SEGMENT,CLAMP	54
10	PAOZZ	79154	STYLE4726 IN	MENDER ASSY,HOSE	6
11	PAOZZ	79154	STYLE4716 IN	NIPPLE ASSY,HOSE	6
12	PAOZZ	81348	GGG-W-641	SOCKET 9/16, 1/2 IN DRIVE	1
13	PAOZZ	81348	GGG-W-641	SOCKET 11/16, 1/2 IN DRIVE	1
14	XBOOO	90598	25044-100	CHEST, STORAGE, HOSE	1
15	PAOZZ	39428	3607T18	CHAIN, SASH	10
16	PAOZZ	39428	8947T14	LINK,CHAIN,DETACHAB	4
17	PAOZZ	07707	SD64BS	RIVET,BLIND	26
18	XBOZZ	90598	25083-1	HINGE.....	1
19	PAOZZ	98003	HC207CE/HC205CE	CATCH,CLAMPING	2
20	XBOZZ	90598	25047-100	COVER ASSEMBLY.....	1
21	XAOZZ	90598	25046-100	BOTTOM ASSEMBLY	1
22	XBOZZ	90598	25115-100	PAN ASSEMBLY	1
23	PAOZZ	07707	SD42BS	RIVET,BLIND	12
24	XBOZZ	80063	SCD20648	CATCH,CLAMPING	2
25	PAOZZ	07707	SD64BS	RIVET,BLIND	26
26	XBOZZ	90598	25089-1	CLIP	10
27	XBOZZ	90598	25090-4	STRAP,RETAINING-SET 12 INCHES	1
				LONG.....	
28	XBOZZ	81349	M24066/2-132	CLIP,SPRING TENSION	4
29	PAOZZ	07707	SD66BS	RIVET,BLIND	4
30	XBOZZ	90598	25090-6	STRAP,RETAINING-SET 6 INCHES LQNG	2
31	XBOZZ	90598	25090-1	STRAP,RETAINING-SET 20 INCHES	2
				LONG.....	
32	XBOZZ	90598	25118-3	PLAN,LOADING	1

END OF FIGURE

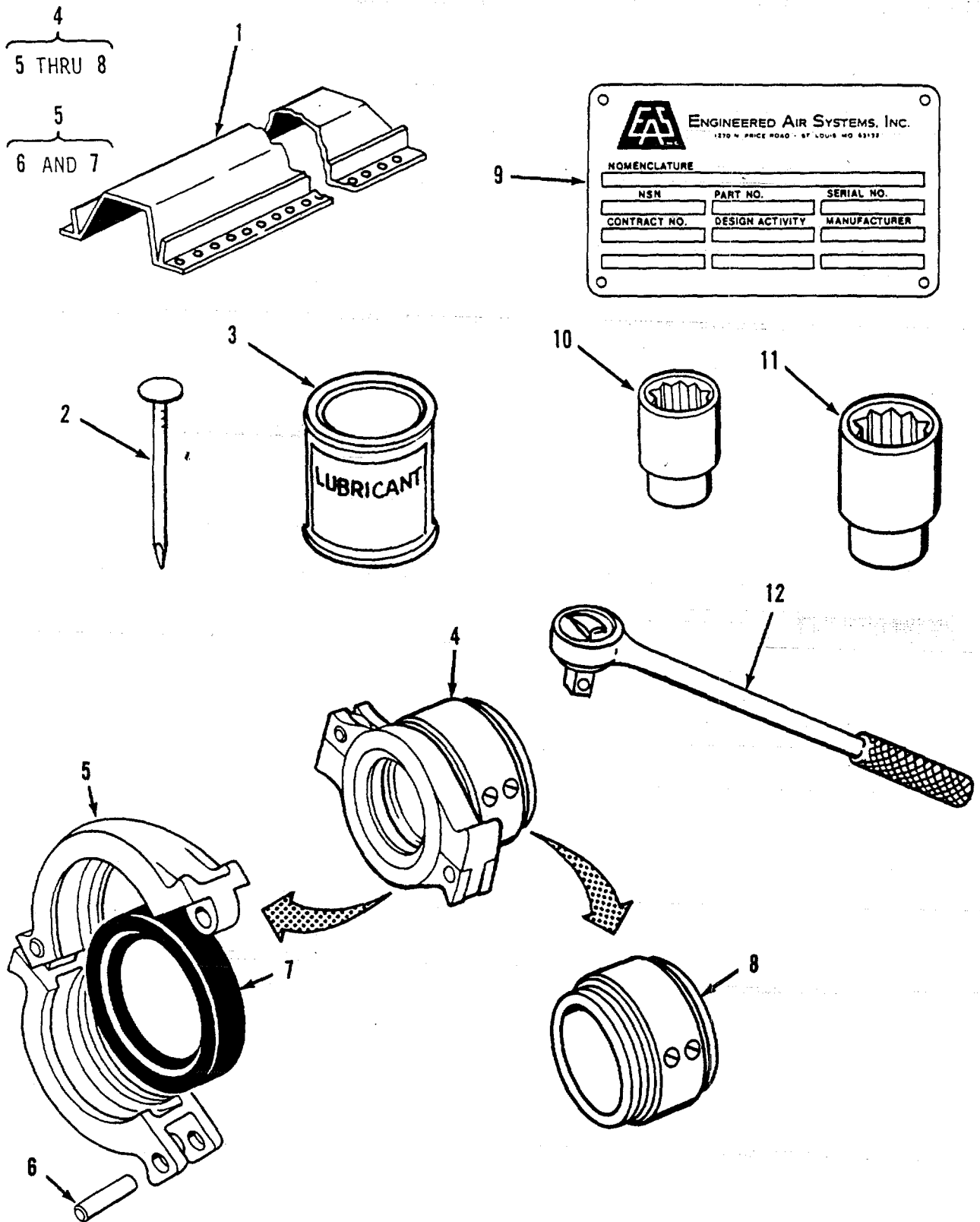


Figure 36. Tactical Water Miscellaneous Items

SECTION II

TM 10-4320-345-23P

(1) ITEM NO	(2) SMR CODE	(3) CAGEC	(4) PART NUMBER	(5) DESCRIPTION AND USABLE ON CODES(UOC)	(6) QTY
GROUP 12 ACCESSORIES					
FIG. 36. TACTICAL WATER AND MISCELLANEOUS					
1	XBOZZ	97403	13226EI576	GUARD,ROADWAY CROSS	24
2	PAOZZ	96906	MS90714-8B	NAIL	240
3	PCOZZ	19853	RPLU24PT	LUBRICANT,GASKET	2
4	XBOOO	97403	13225E9195	SWIVEL JOINT ASSY	64
5	PAOOO	79154	C-060-791-AEB	COUPLING,CLAMP,PIPE	1
6	PAOZZ	79154	1/2X2 1/16GREEN	PIN, LOCKING	1
7	PAOZZ	79154	G-060-077-0-EO	SEAL, NONMETALLIC SP	1
8	PAOZZ	32142	15604	SWIVEL JOINT,PIPE	1
9	XBOZZ	90598	25067-2	PLATE,IDENTIFICATIO	1
10	PAOZZ	81348	GGG-W-641	SOCKET 1 1/16 IN, 1/2 IN DRIVE	2
11	PAOZZ	81348	GGG-W-641	SOCKET 1 1/4 IN, 1/2 IN DRIVE	4
12	PAOZZ	81348	GGG-W-641	RATCHET, REVERSIBLE	4

END OF FIGURE

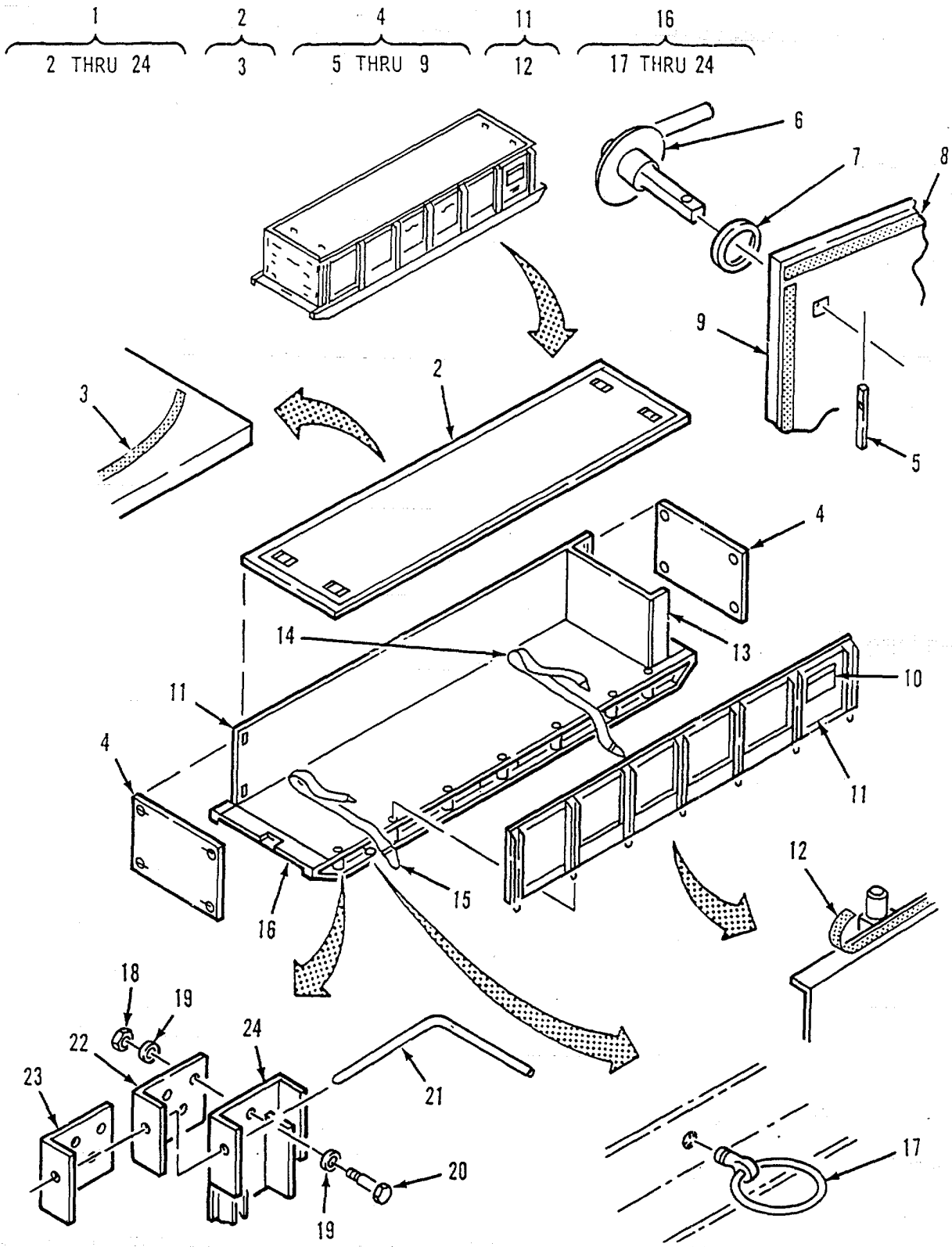


Figure 37. Water Tank Chest

SECTION II

TM 10-4320-345-23P

(1) ITEM NO	(2) SMR CODE	(3) CAGEC	(4) PART NUMBER	(5) DESCRIPTION AND USABLE ON CODES(UOC)	(6) QTY
GROUP 12 ACCESSORIES					
FIG. 37. WATER TANK CHEST					
1	PDOFO	90598	22000-601	STORAGE CHEST,TANK	16
2	PBOFF	90598	22036-101	COVER ASSY, TOP	1
3	PCOZZ	86730	TXIV10420	GASKET 34 FT REQUIRED.....	V
4	XBOFF	90598	22003-100	PANEL ASSY-END	2
5	XBFZZ	71286	39S02-1-1AA	PIN,STRAIGHT, HEADLE	4
6	XBFZZ	71286	39S11-3-1AA	STUD,TURNLOCK FASTE.....	4
7	XBFZZ	96906	MS27183-15	WASHER,FLAT.....	4
8	PCOZZ	86730	TXIV10420	GASKET 10 FT REQUIRED	V
9	XAFZZ	90598	22031-100	PANEL, END,WELDMENT	1
10	XBFZZ	90598	22067-1	BAG,MAIL.	1
11	XBOFF	90598	22002-101	PANEL ASSY-SIDE	2
12	PCOZZ	86730	TXIV10420	GASKET 14 FT REQUIRED	V
13	XBFZZ	90598	22050-1	PAN, DIVIDER-STORAGE	1
14	XBFZZ	92729	2TT-NX14FT	STRAP, HOISTING	4
15	XBFZZ	26938	22077-1	STRAP, TIEDOWN	4
16	XBOFF	90598	22001-100	SKID ASSY	1
17	XBFZZ	96906	MS21236-2	RING ASSY,CARGO TIE	4
18	XBFZZ	96906	MS21044N4	NUT,SELF-LOCKING,HE 1/4-28	24
19	XBFZZ	96906	MS27183-10	WASHER, FLAT.....	48
20	XBFZZ	96906	MS90726-5	SCREW, CAP,HEX HEAD	24
21	XBOZZ	90598	22023-1	PIN, LOCKING	8
22	XBFZZ	90598	22010-2	BRACKET, EYE, NONROTA LEFT-HAND	4
23	XBFZZ	90598	22010-1	BRACKET, EYE, NONROTA RIGHT-HAND	4
24	XBFZZ	90598	22011-1	BRACKET, EYE, NONROTA	8

END OF FIGURE

SECTION II

TM 10-4320-345-23P

(1) ITEM NO	(2) SMR CODE	(3) CAGEC	(4) PART NUMBER	(5) DESCRIPTION AND USABLE ON CODES(UOC)	(6) QTY
-------------------	--------------------	--------------	-----------------------	---	------------

GROUP 13 BULK MATERIALS LIST

FIG. BULK

1	PAOZZ	81348	RR-C-271	CHAIN, WELDLESS	V
2	PAOZZ	81346	ASTM A641	WIRE, NONELECTRICAL STEEL,1010 COMP,..... FINISH 5, CLASS 2,SOFT TEMPER,0.120	V
				DIA., 5LB COIL.....	

END OF FIGURE

BULK-1

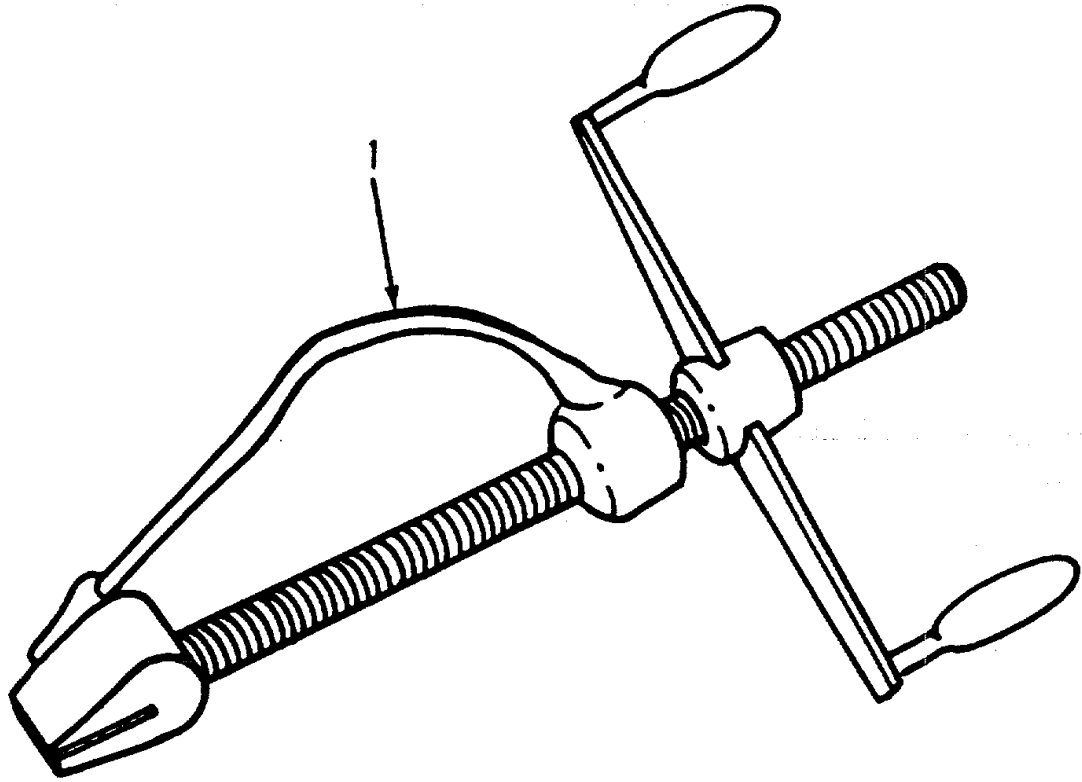


Figure 38. Banding Tool

SECTION II

TM 10-4320-345-23P

(1) ITEM NO	(2) SMR CODE	(3) CAGEC	(4) PART NUMBER	(5) DESCRIPTION AND USABLE ON CODES(UOC)	(6) QTY
-------------------	--------------------	--------------	-----------------------	---	------------

GROUP 14 SPECIAL TOOLS LIST

FIG. 38 SPECIAL TOOLS LIST

1	PAOZZ	70847	C001	SEALER,STEEL STRAPP.....	1
---	-------	-------	------	--------------------------	---

END OF FIGURE

CROSS-REFERENCE INDEXES
NATIONAL STOCK NUMBER INDEX

STOCK NUMBER	FIG.	ITEM	STOCK NUMBER	FIG.	ITEM
5306-00-057-2507	34	20	5310-00-637-9541	18	3
4730-00-064-4434	28	7	4730-00-640-6156	9	6
4730-00-064-4435	28	3	4730-00-640-6188	9	3
4030-00-064-6730	23	2		17	7
5340-00-069-2804	33	41	4730-00-649-7388	17	11
5305-00-071-2513	34	19	4730-00-649-9100	4	3
4730-00-078-2519	17	10		11	5
5310-00-080-6004	18	4		13	3
5310-00-088-1251	34	17	5305-00-724-7224	27	5
4730-00-088-9285	6	2	5310-00-732-0558	18	2
	12	3	5310-00-763-8920	27	3
4730-00-088-9286	9	15	5310-00-763-8921	24	3
	14	9	5310-00-809-3079	27	4
	29	8	5310-00-809-4058	34	18
5306-00-141-7179	34	12	5310-00-809-5997	34	4
	34	16		34	8
4010-00-228-9943	23	13	5310-00-809-5998	34	15
	33	27	5310-00-809-8533	24	4
	34	26			7
	BULK	1	5315-00-812-1236	15	5
5320-00-233-8695	25	7	5310-00-838-1702	24	2
4030-00-243-4440	23	5	5315-00-839-5820	15	4
4610-00-269-0163	10	1	5315-00-839-5822	25	12
5305-00-269-3221	18	5	4730-00-840-0796	19	2
4030-00-282-2512	23	6	4730-00-840-0797	9	17
4730-00-360-0943	4	12		14	8
	11	14	4730-00-840-5347	18	7
	13	12	4730-00-840-5348	18	8
5330-00-412-9780	28	6	4730-00-844-9014	33	10
	28	13	5320-00-850-3233	23	15
	32	2		35	17
5310-00-432-3627	25	4		35	25
3540-00-445-3325	38	1	5320-00-850-3241	35	29
5310-00-451-0097	9	10	5320-00-879-4473	35	23
4320-00-542-3347	12	2	5310-00-894-3638	25	6
5330-00-612-2414	3	13	5330-00-899-4509	7	2
	4	6		9	9
	4	13		9	16
	5	2		14	10
	6	3		17	6
	8	3		17	13
	11	2		18	9
	11	8		29	9
	11	15	4730-00-915-5127	3	3
	12	4		4	7
	13	6		11	9
	13	13		13	7
	14	2	5365-00-926-5411	3	2
	14	5		3	4
	14	7		4	2

CROSS-REFERENCE INDEXES
NATIONAL STOCK NUMBER INDEX

STOCK NUMBER	FIG.	ITEM	STOCK NUMBER	FIG.	ITEM
5365-00-926-5411	4	4	3835-01-199-4014	33	1
	4	8	3835-01-199-4015	34	1
	9	2	4730-01-199-4016	35	1
	9	4	4010-01-204-1128	23	14
	9	7		33	28
	11	4		34	27
	11	6		35	16
	11	10	4030-01-206-5035	23	9
	13	2	4730-01-209-4413	33	13
	13	4	5306-01-212-1263	24	5
	13	8	5315-01-212-5559	25	14
	17	2	5340-01-212-5656	25	13
	17	4	4320-01-212-9621	33	11
	17	8	4730-01-235-9769	17	12
	28	2	5310-01-262-1337	18	13
	28	4	5360-01-262-1338	18	14
	28	8	5310-01-262-1359	18	11
5305-00-938-1539	27	6	5330-01-262-1363	18	15
4730-00-938-7996	4	11	4730-01-267-5947	27	16
	11	13	4730-01-267-5953	27	19
	13	11	4820-01-267-5964	27	12
4730-00-038-7997	6	4	4730-01-267-5965	27	20
	12	1	4820-01-267-5972	27	43
5305-00-944-8298	9	11	4730-01-270-0707	27	11
4030-00-948-7315	15	2	4730-01-270-6554	19	4
4736-01-024-1317	27	13	5120-01-270-7428	20	5
4730-01-064-0560	7	1		30	30
4730-01-068-5070	5	1		32	8
5430-01-106-9678	21	1		33	20
4730-01-109-0790	8	4		35	7
4610-01-117-8271	14	3	5330-01-292-0179	37	3
4930-01-120-7426	15	1		37	8
5411-01-132-1269	31	1		37	12
4720-01-138-8986	4	1	5305-01-305-2573	25	5
5330-01-141-1864	18	6	4730-01-333-1899	23	3
4820-01-159-0439	18	10	4730-01-340-2282	33	16
4320-01-159-7992	30	25	5330-01-342-8611	19	6
4720-01-163-4682	17	3	5430-01-350-7529	37	1
4720-01-163-4684	13	1	4730-01-355-8403	33	15
4720-01-163-4686	28	1	3820-01-359-0869	23	10
4720-01-163-5088	11	3	5340-01-359-5640	34	6
5320-01-174-2545	33	29	3835-01-361-5682	33	2
	34	28	4820-01-377-8185	6	5
4320-01-175-3933	1		5340-01-381-1690	18	12
4820-01-186-0744	30	2	5340-01-381-5171	6	7
4730-01-186-0815	29	6	5315-01-381-9609	36	2
4730-01-186-0817	32	1	5330-01-381-9931	18	21
4730-01-186-0821	11	1	5305-01-382-7474	25	9
2910-01-188-8198	8	5	5310-01-383-1655	6	6
4730-01-192-1624	8	2			

CROSS-REFERENCE INDEXES

PART NUMBER INDEX

CAGEC	PART NUMBER	STOCK NUMBER	FIG.	ITEM
81346	ASTM A641		BULK	2
63317	A300-01-001		25	19
63317	A300-01-002		30	13
63317	A300-01-003		30	17
63317	A300-01-005		30	9
79154	BA55000Z00		30	3
80204	B1821BH025C250N	5305-00-071-2513	34	19
80204	B1821BH063C250N	5305-00-724-7224	27	5
80204	B1821BH075C200N	5305-00-938-1539	27	6
79154	C-040-791-0A	4730-01-270-6554	19	4
79154	C-060-671-AEB		26	2
79154	C-060-791-AEB		20	2
			25	15
			29	2
			30	19
			30	27
			32	5
			33	17
			35	4
			36	5
70847	C001	3540-00-445-3325	38	1
86184	C0966G		27	51
86184	C0973C		27	49
86184	C0974A		27	46
86184	C1029C		27	56
86184	C1534B		27	47
86184	C6936D		27	33
86184	C7240K		27	45
90598	ES201	5411-01-132-1269	31	1
79154	G-040-077-0-E0	5330-01-342-8611	19	6
79154	G-060-077-0-E0		20	4
			26	4
			29	4
			30	21
			30	29
			32	7
			33	19
			35	6
			35	8
			36	7
79154	G-78AX6GRDE		33	14
79154	G-78AX8GRDE		33	4
76364	GATE 1151	4820-01-377-8185	6	5
81348	GGG-W-641		35	12
			35	13
			36	10
			36	11
			36	12
89117	GL-1	4320-01-212-9621	33	11
79154	H-060-470-A-SM		35	9
98003	HC207CE/HC205CE		23	17

CROSS-REFERENCE INDEXES

PART NUMBER INDEX

CAGEC	PART NUMBER	STOCK NUMBER	FIG.	ITEM
98003	HC207CE/HC205CE		33	31
			34	30
			35	19
9H113	H01434M	5365-00-926-5411	3	2
			3	4
			4	2
			4	4
			4	8
			9	2
			9	4
			9	7
			11	4
			11	6
			11	10
			13	2
			13	4
			13	8
			17	2
			17	4
			17	8
			28	2
			28	4
			28	8
70847	J215	4730-00-078-2519	17	10
70847	J230		4	10
			11	12
			13	10
79154	K0607000EM		30	4
79154	K06070001A		30	5
70847	L-290		25	17
			30	7
			30	11
			30	15
27353	LB020		23	11
81349	MIL-H-12732	4610-00-269-0163	10	1
81349	MIL-H-53027-100		30	10
81349	MIL-H-53027-200		30	14
81349	MIL-H-53027-500		30	6
81349	MIL-H-53027-5000		25	16
81348	MIL-S-53012		22	1
96906	MS16842-7	4030-00-243-4440	23	5
96906	MS17312-1	5320-00-233-8695	25	7
96906	MS20392-3C35	5315-00-812-1236	15	5
96906	MS21044N4		37	18
96906	MS21236-2		37	17
96906	MS21316-48	5305-01-382-7474	25	9
96906	MS24665-134	5315-00-839-5820	15	4
96906	MS24665-353	5315-00-839-5822	25	12
96906	MS27020-17	4730-00-840-0796	19	2
96906	MS27020-19	4730-01-186-0815	29	6
96906	MS27021-11	4730-00-938-7996	4	11

CROSS-REFERENCE INDEXES

PART NUMBER INDEX

CAGEC	PART NUMBER	STOCK NUMBER	FIG.	ITEM
96906	MS27021-11	4730-00-938-7996	11	13
			13	11
96906	MS27021-17	4730-00-649-7388	17	11
96906	MS27021-21		28	11
96906	MS27022-11	4730-00-938-7997	6	4
			12	1
96906	MS27022-17	4730-00-840-0797	9	17
			14	8
96906	MS27023-17	4730-00-840-5347	18	7
96906	MS27024-17	4730-00-088-9286	9	15
			14	9
			29	8
96906	MS27024-19	4730-01-186-0817	32	1
96906	MS27025-11	4730-00-360-0943	4	12
			11	14
			13	12
96906	MS27025-17	4730-01-235-9769	17	12
96906	MS27025-21		28	12
96906	MS27026-11	4730-00-088-9285	6	2
			12	3
96906	MS27027-17	4730-00-840-5348	18	8
96906	MS27028-11	4730-00-649-9100	4	3
			11	5
			13	3
96906	MS27028-17	4730-00-640-6156	9	6
96906	MS27028-19	4730-00-064-4435	28	3
96906	MS27029-11	4730-00-915-5127	3	3
			4	7
			11	9
			13	7
96906	MS27029-17	4730-00-640-6188	9	3
			17	7
96906	MS27029-19	4730-00-064-4434	28	7
96906	MS27030-10	5330-00-412-9780	28	5
			28	13
			32	2
96906	MS27030-6	5330-00-612-2414	3	13
			4	6
			4	13
			5	2
			6	3
			8	3
			11	2
			11	8
			11	15
			12	4
			13	6
			13	13
			14	2
			14	5
			14	7

CROSS-REFERENCE INDEXES

PART NUMBER INDEX

CAGEC	PART NUMBER	STOCK NUMBER	FIG.	ITEM
96906	MS27030-9	5330-00-899-4509	7	2
			9	9
			9	16
			14	10
			17	6
			17	13
			18	9
			29	9
96906	MS27130-S43K	5310-00-432-3627	25	4
96906	MS27183-10	5310-00-809-4058	34	18
			37	19
96906	MS27183-14	5310-00-08 -6004	18	4
96906	MS27183-15		37	7
96906	MS27183-17	5310-00-809-5997	34	4
			34	3
96906	MS27183-18	5310-00-809-5998	34	15
96906	MS27183-19	5310-00-809-3079	27	4
96906	MS27183-23	5310-00-809-8533	24	4
			27	7
96906	MS27950-8	5306-00-141-7179	34	12
			34	16
96906	MS35308-467	5305-00-944-8298	9	11
96906	MS35338-46	5310-00-637-9541	18	3
96906	MS35691-57	5310-00-838-1702	24	2
96906	MS35751-21	5306-00-057-2507	34	20
96906	MS49000-11		14	4
96906	MS49000-17	4730-01-064-0560	7	1
96906	MS49000-19	4730-01-186-0821	11	1
			14	6.
96906	MS49000-5		14	1
96906	MS49002-9	4730-01-192-1624	8	2
96906	MS51922-1	5310-00-088-1251	34	17
96906	MS51922-54	5310-00-451-0097	9	10
96906	MS51967-14		34	3
			34	7
			34	11
			34	14
96906	MS51967-20	5310-00-763-8920	27	3
96906	MS51967-23	5310-00-763-8921	24	3
96906	MS51967-8	5310-00-732-0558	18	2
96906	MS87006-33	4030-00=948-7315	15	2
96906	MS90714-8B	5315-01-381-9609	36	2
96906	MS90725-123		34	5
			34	9
96906	MS90725-71	5305-00-269-3221	18	5
96906	MS90726-5		37	20
6S104	MTW160-030N-JJD		23	1
81349	M10388-A-08-AK-1 -C-6A		33	23
91349	M18180/5010B01		9	13
81349	M24066-2-326	5340-00-069-2804	33	41

CROSS-REFERENCE INDEXES

PART NUMBER INDEX

CAGEC	PART NUMBER	STOCK NUMBER	FIG.	ITEM
81349	M24066/2-132		35	28
81349	M53029-20	5430-01-106-9678	21	1
80205	NAS1291C3M	5310-00-894-3638	25	6
80205	NAS1298-3-4	5305-01-305-2573	25	5
97403	PD80366	4320-01-159-7992	30	25
19853	RPLU24PT		36	3
81348	RR-C-271	4010-00-228-9943	23	13
			33	27
			34	26
			BULK	1
19099	RR-C-271-A		3	5
			4	5
			4	9
			9	5
			9	8
			11	7
			11	11
			13	5
			13	9
			15	3
			17	5
			17	9
			28	5
			28	9
80063	SCD20648		35	24
61957	SD32BS		33	40
07707	SD42BS	5320-00-879-4473	35	23
07707	SD64BS	5320-00-850-3233	23	15
			35	17
			35	25
61957	SD66BS		33	34
		5320-00-850-3241	35	29
07707	SSD64BS	5320-01-174-2545	33	29
			34	28
79154	STYLE4716IN		35	11
79154	STYLE4726IN		35	10
79154	STYLE48AX6		25	18
			30	8
			30	12
			30	16
79154	STYLE710X6		30	24
79154	STYLE792	5120-01-270-7428-	20	5
			30	30
			32	8
			33	20
			35	7
86730	TXIV10420	5330-01-292-0179	37	3
			37	8
			37	12
79154	V-060-700-0-EM	4820-01-186-0744	30	2
86184	V1692C		27	53

CROSS-REFERENCE INDEXES

PART NUMBER INDEX

CAGEC	PART NUMBER	STOCK NUMBER	FIG.	ITEM
86184	V5138C		27	52
86184	V5519D		27	55
86184	V6792F		27	54
86184	V6901C		27	59
81349	WW-C-633		33	22
			33	24
81348	WW-V-35		33	21
81348	WWC633-10-B	4730-00-844-9014	33	10
81348	WWC633-15-B	4730-01-340-2282	33	16
70847	X768-99		28	10
86184	00851G		27	57
8T694	05288-1TN		29	7
8T694	05289-1TN		32	4
			33	8
8T694	05290-2TN		29	5
			32	3
63853	08E006		33	7
79154	1/2X2 1/16GREEN		20	3
			26	3
			29	3
			30	20
			30	28
			32	6
			33	18
			35	5
			36	6
86184	100-01-1498C	4820-01-267-5972	27	43
86184	1217202K		27	8
86184	1223501G		27	9
97403	13200E5958	5340-01-212-5656	25	13
97403	13200E5959	5315-01-212-5559	25	14
97403	13200E6480	4610-01-117-8271	14	3
97403	13200E8800	4320-00-542-3347	12	2
97403	1320BE9055		25	8
97403	13212E7103	5306-01-212-1263	24	5
90598	13212E7104-20		24	8
97403	13216E9178		3	11
97403	13217E2995		3	10
97403	13217E2996		3	12
97403	13220E1069-1	5330-01-141-1864	18	6
90598	13225E9088-30		30	1
97403	13225E9089		16	1
90598	13225E9089-Y		18	1
90598	1'322SE9089-Y1		19	1
97403	13225E9090	4320-01-175-3933	1	
97403	13225E9091		2	
90598	13225E9091-Y		3	1
97403	13225E9091-Y1		6	1
90598	13225E9091-Y2		8	1
97403	13225E9135-2	4720-01-163-4684	13	1
97403	13225E9135-6	4720-01-163-4686	28	1

CROSS-REFERENCE INDEXES

PART NUMBER INDEX

CAGEC	PART NUMBER	STOCK NUMBER	FIG.	ITEM
97403	13225E9136-1	4720-01-163-5088	11	3
97403	13225E9136-2	4720-01-138-8986	4	1
97403	13225E9136-3	4720-01-163-4682	17	3
97403	13225E9140	4930-01-120-7426	15	1
97403	1322SE9145		15	7
97403	13225E9146		15	6
97403	13225E9152		25	10
97403	13225E9177		9	1
97403	13225E9177-3		9	12
97403	13225E9186		34	2
97403	13225E9187	5340-01-359-5640	34	6
97403	13225E9188	4030-01-206-5035	23	9
97403	13225E9189	3820-01-359-0869	23	10
97403	13225E9190		29	1
97403	13225E9195		36	4
97403	13225E9196		26	1
			30	18
97403	13225E9198		33	12
97403	13226E1570	4730-01-333-1899	23	3
97403	13226E1571	3835-01-199-4015	34	1
90598	13226E1571-6		34	10
97403	13226E1572		34	13
97403	13226E1573		34	21
97403	13226E1574		34	22
97403	13226E1576		36	1
97403	13226E1577	3835-01-199-4014	33	1
97403	13226E1579	3835-01-361-5682	33	2
97403	13226E1580	4730-01-355-8403	33	15
97403	13226E1581	4730-01-199-4016	35	1
97403	13226E1581-15		35	3
90598	13226E1582-20		24	1
97403	13226E1583		34	23
97403	13226E1584		34	24
87403	13227E9787		25	2
97403	13228E3296		25	3
80691	15HBR		3	9
80691	15HBR-1		3	7
80691	15HBR-2		3	8
32142	15604		36	8
86184	16414		27	2
81718	190-GW	2910-01-188-8198	8	5
92729	2TT-NX14FT		37	14
80691	20BB90AL77		3	6
80691	20BB90AL77CST		3	14
76364	201-4-J-150		6	15
90598	22000-601	5430-01-350-7529	37	1
90598	22001-100		37	16
90598	22002-101		37	11
90598	22003-100		37	4
90598	22010-1		37	23
90598	22010-2		37	22

CROSS-REFERENCE INDEXES

PART NUMBER INDEX

CAGEC	PART NUMBER	STOCK NUMBER	FIG.	ITEM
90598	22011-1		37	24
90598	22023-1		37	21
90598	22031-100		37	9
90598	22036-101		37	2
90598	22050-1		37	13
90598	22067-1		37	10
26938	22077-1		37	15
41592	231A--0102 XA		8	21
41592	231A--0103 MC		8	10
41592	231A--0112 2S		8	12
41592	231A--0201 MB		8	27
41592	231A--0205 AT		8	9
41592	231A--0220 2P		8	20
41592	231A--0909 2D		8	17
41592	231A--0913 2D		8	14
41592	231AF-0110 21		8	15
41592	231AF-0111 21		8	16
41592	231AF-0114 21		8	19
41592	231AF-0115 21		8	13
41592	231AF-0116 21		8	26
41592	231AF-0117 21		8	23
41592	231AF-0118 21		8	22
41592	231APC0123 2C		8	7
41592	231APC0123 2H		8	6
41592	231APC0222 XAH		8	8
41592	231APM0107 21		8	24
41592	231AW-0219 2P		8	25
41592	231SS-0108 21		8	18
76364	2328-J-150		6	12
41592	235---0509 2G		8	11
41592	235RF-0201MB		18	27
41592	275RF-0202MB		18	20
41592	235RF-0203MS		18	26
41592	235RF-02043A	5340-01-381-1690	18	12
41592	235RF-02052N	5310-01-262-1359	18	11
41592	235RF--020621	5330-01-262-1363	18	15
41592	235RF-020721	5310-01-262-1337	18	13
41592	235RF-0210MD		18	23
41592	235RF-0212MD		18	24
41592	235RF-0215MR		18	28
41592	235RF-02162S	5360-01-262-1338	18	14
41592	235RF-0217MR		18	25
41592	235RF-02182S		18	22
41592	235RF-02192S		18	19
41592	235RF-02202N		18	17
41592	235RF-02212W		18	18
41592	235RF-0500AV	4820-01-159-0439	18	10
41592	235RF-05082P		18	16
41592	235RF-05092G	5330-01-381-9931	18	21
81718	25W 1 1/2IN	4730-01-109-0790	8	4
24161	25005-2-2		13	14

CROSS-REFERENCE INDEXES

PART NUMBER INDEX

CAGEC	PART NUMBER	STOCK NUMBER	FIG.	ITEM
24161	25005-6-6		28	14
24161	25006-1-1		11	16
24161	25006-2-2		4	14
24161	25006-3-3		17	14
90598	25010-5		9	14
			14	11
8T694	25020-1-TN		19	3
90598	25026-100		23	12
90598	25027-100		33	26
90598	25027-101		34	25
90598	25028-101		26	6
			30	23
90598	25031-100		24	7
90598	25031-102		24	6
90598	25044-100		35	14
90598	25046-100		35	21
90598	25047-100		35	20
90598	25047-101		23	18
90598	25050-102		25	1
90598	25067-2		36	9
90598	25076-100		23	20
90598	25083-1		35	18
90598	25083-2		33	30
			34	29
90598	25083-3		23	16
90598	25089-1		33	35
			35	26
90598	25090-1		35	31
90598	25090-2		33	37
90598	25090-3		33	39
90598	25090-4		33	36
			35	27
90598	25090-6		35	30
90598	25094-100		33	32
			34	31
90598	25096-100		33	33
90598	25096-101		34	32
90598	25097-1		33	25
90598	25100-100		33	9
90598	25103-1		23	19
90598	25115-100		35	22
90598	25116-100		33	5
90598	25118-3		35	32
90598	25127-1		34	33
90598	25651-8		25	11
76364	26148-J-155		6	13
76364	282-H-210		6	8
39428	2997T64		23	4
79154	30A6		30	26
86184	31077B	4730-01-267-5953	27	19
76364	3116-K-210	5310-01-383-1655	6	6

CROSS-REFERENCE INDEXES

PART NUMBER INDEX

CAGEC	PART NUMBER	STOCK NUMBER	FIG.	ITEM
39428	3151T14		23	8
9H113	319K-2	4730-01-068-5070	5	1
76364	3205-J-150		6	11
79154	33AX6		29	10
39428	3440T41		23	7
39428	3494T16	4030-00-282-2512	23	6
39428	3560T48	4030-00-064-6730	23	2
39428	3607T18		35	15
76364	3639-J-220		6	9
86184	37133G		27	35
86184	37135B		27	36
86184	37137H		27	34
71286	39S02-1-1AA		37	5
71286	39S11-3-1AA		37	6
7L864	4INT3000C-B/P		9	18
7L864	4INT3000C-B/P-1		9	53
7L864	4INT3000C-B/P-10		9	29
7L864	4INT3000C-B/P-11		9	31
7LB64	4INT3000C-B/P-12		9	32
7L864	4INT3000C-B/P-15		9	36
7L864	4INT3000C-B/P-16		9	50
7L864	4INT3000C-B/P-17		9	51
7L864	4INT3000C-B/P-18		9	34
7L864	4INT3000C-B/P-19		9	35
7L864	4INT3000C-B/P-20		9	54
7L864	4INT3000C-B/P-21		9	44
7L864	4INT3000C-B/P-22		9	43
7L864	4INT3000C-B/P-23		9	47
7L864	4INT3000C-B/P-24		9	48
7L864	4INT3000C-B/P-2S		9	49
7LB64	4INT3000C-B/P-26		9	46
7L864	4INT3000C-B/P-27		9	42
7L864	4INT3000C-B/P-28		9	41
7L864	4INT3000C-B/P-29		9	45
7L864	4INT3000C-B/P-3		9	30
7L864	4INT3000C-B/P-30		9	40
7L864	4INT3000C-B/P-31		9	39
7L864	4INT3000C-B/P-32		9	38
7L864	4INT3000C-B/P-33		9	37
7L864	4INT3000C-B/P-34		9	26
7L864	4INT3000C-B/P-40		9	22
7L864	4INT3000C-B/P-41		9	21
7L864	4INT3000C-B/P-42		9	24
7L864	4INT3000C-B/P-43		9	25
7L864	4INT3000C-B/P-44		9	23
7L864	4INT3000C-B/P-53		9	27
7L864	4INT3000C-B/P-54		9	20
7L864	4INT3000C-B/P-56		9	33
7L864	4INT3000C-B/P-57		9	19
7L864	4INT3000C-B/P-6		9	52
7L864	4INT3000C-B/P-7		9	28

CROSS-REFERENCE INDEXES

PART NUMBER INDEX

CAGEC	PART NUMBER	STOCK NUMBER	FIG.	ITEM
86184	40174F		27	37
76364	4310-J-150		6	14
86184	43394G		27	27
79154	50A8X6		33	6
86184	6INCH90G-01ABKX		27	1
79154	6X6X425A		20	1
29891	60870		35	2
76364	65103-J-992		6	10
86184	6730017J	4730-01-270-0707	27	11
86184	6730117G	4730-01-267-5947	27	16
86184	67578-21B		27	26
86184	67587-17A	4730-01-024-1317	27	13
86184	6758718J		27	42
86184	6758719G		27	18
86184	6758720E		27	41
86184	6758721C		27	40
86184	67628J		27	23'
86184	6764453E		27	14
86184	6766012G		27	39
86184	6766014C		27	60
86184	6778327E	4820-01-267-5964	27	12
86184	67801-06J		27	25
86184	6781118C		27	44
86184	6786212J		27	17
86184	6786312G		27	21
79154	7/16X2YELLOW		19	5
86184	7055007E		27	31
86184	71881H		27	28
86184	71882-01D		27	24
86184	71883D		27	30
86184	71885J		27	29
86184	71891G		27	32
86184	7621402C		27	22
76364	7633-G1-480	5340-01-381-5171	6	7
79154	78AX6	4730-01-209-4413	33	13
79154	78AX8		33	3
86184	79911E		27	58
86184	8339709B		27	38
86184	87893E		27	50
86184	8937901A		27	48
39428	8947T14	4010-01-204-1128	23	14
			33	28
			34	27
			35	16
34494	912BDD-19		26	5
			30	22
39428	9588K11		33	38
86184	9787002G	4730-01-267-5965	27	20
86184	9789519H		27	10
86184	9789525E		27	15

CROSS-REFERENCE INDEXES

FIGURE AND ITEM NUMBER INDEX

FIG.	ITEM	STOCK NUMBER	CAGEC	PART NUMBER
BULK	1	4010-00-228-9943	81348	RR-C-271
BULK	2		81346	ASTM A641
1		4320-01-175-3933	97403	13225E9090
2			97403	13225E9091
3	1		90598	1322SE9091-Y
3	2	5365-00-926-5411	9H113	H01434M
3	3	4730-00-915-5127	96906	MS27029-11
3	4	5365-00-926-5411	9H113	H01434M
3	5		19099	RR-C-271-A
3	6		80691	20BB90AL77
3	7		80691	15HBR-1
3	8		80691	15HBR-2
3	9		80691	15HBR
3	10		97403	13217E2995
3	11		97403	13216E9178
3	12		97403	1321-7E2996
3	13	5330-00-612-2414	96906	MS27030-6
3	14		80691	20BB90AL77CST
4	1	4720-01-138-8986	97403	13225E9136-2
4	2	5365-00-926-5411	9H113	H01434M
4	3	4730-00-649-9100	96906	MS27028-11
4	4	5365-00-926-5411	9H113	H01434M
4	5		19099	RR-C-271-A
4	6	5330-00-612-2414	96906	MS27030-6
4	7	4730-00-915-5127	96906	MS27029-11
4	8	5365-00-926-5411	9H113	H01434M
4	9		19099	RR-C-271-A
4	10		70847	J230
4	11	4730-00-938-7996	96906	MS27021-11
4	12	4730-00-360-0943	96906	MS27025-11
4	13	5330-00-612-2414	96906	MS27030-6
4	14		24161	25006-2-2
5	1	4730-01-068-5070	9H113	319K-2
5	2	5330-00-612-2414	96906	MS27030-6
6	1		97403	13225E9091-Y1
6	2	4730-00-088-9285	96906	MS27026-11
6	3	5330-00-612-2414	96906	MS27030-6
6	4	4730-00-938-7997	96906	MS27022-11
6	5	4820-01-377-8185	76364	GATE 1151
6	6	5310-01-383-1655	76364	3116-K-210
6	7	5340-01-381-5171	76364	7633-G1-480
6	8		76364	282-H-210
6	9		76364	3639-J-220
6	10		76364	65103-J-992
6	11		76364	3205-J-150
6	12		76364	2328-J-150
6	13		76364	26148-J-155
6	14		76364	4310-J-150
6	15		76364	201-4-J-150
7	1	4730-01-064-0560	96906	MS49000-17
7	2	5330-00-899-4509	96906	MS27030-9

CROSS-REFERENCE INDEXES

FIGURE AND ITEM NUMBER INDEX

FIG.	ITEM	STOCK NUMBER	CAGEC	PART NUMBER
8	1		90598	13225E9091-Y2
8	2	4730-01-192-1624	96906	MS49002-9
8	3	5330-00-612-2414	96906	MS27030-6
8	4	4730-01-109-0790	81718	25W 1 1/2IN
8	5	2910-01-188-8198	81718	190-GW
8	6		41592	231APC0123 2H
8	7		41592	231APC0123 2C
8	8		41592	231APC0222 XAH
8	9		41592	231A--0205 AT
8	10		41592	231A--0103 MC
8	11		41592	235---0509 2G
8	12		41592	231A--0112 2S
8	13		41592	231AF-0115 21
8	14		41592	231A--0913 2D
8	15		41592	231AF-0110 21
8	16		41592	231AF-0111 21
8	17		41592	231A--0909 2D
8	18		41592	231SS-0108 21
8	19		41592	231AF-0114 21
8	20		41592	231A--0220 2P
8	21		41592	231A--0102 XA
8	22		41592	231AF-0118 21
8	23		41592	231AF-0117 21
8	24		41592	231APM0107 21
8	25		41592	231AW-0219 2P
8	26		41592	231AF-0116 21
8	27		41592	231A--0201 MB
9	1		97403	13225E9177
9	2	5365-00-926-5411	9H113	H01434M
9	3	4730-00-640-6188	96906	MS27029-17
9	4	5365-00-926-5411	9H113	H01434M
9	5		19099	RR-C-271-A
9	6	4730-00-640-6156	96906	MS27028-17
9	7	5365-00-926-5411	9H113	H01434M
9	8		19099	RR-C-271-A
9	9	5330-00-899-4509	96906	MS27030-9
9	10	5310-00-451-0097	96906	MS51922-54
9	11	5305-00-944-8298	96906	MS35308-467
9	12		97403	13225E9177-3
9	13		91349	M18180/5010B01
9	14		90598	25010-5
9	15	4730-00-088-9286	96906	14S27024-17
9	16	5330-00-899-4509	96906	MS27030-9
9	17	4730-00-840-0797	96906	MS27022-17
9	18		7L864	4INT3000C-B/P
9	19		7L864	4INT3000C-B/P-57
9	20		7L864	4INT3000C-B/P-54
9	21		7L864	4INT3000C-B/P-41
9	22		7L864	4INT3000C-B/P-40
9	23		7L864	4INT3000C-B/P-44
9	24		7L864	4INT3000C-B/P-42

CROSS-REFERENCE INDEXES

FIGURE AND ITEM NUMBER INDEX

FIG.	ITEM	STOCK NUMBER	CAGEC	PART NUMBER
9	25		7L864	4INT3000C-B/P-43
9	26		7L864	4INT3000C-B/P-34
9	27		7L864	4INT3000C-B/P-53
9	28		7L864	4INT3000C-B/P-7
9	29		7L864	4INT3000C-B/P-10
9	30		7L864	4INT3000C-B/P-3
9	31		7L864	4INT3000C-B/P-11
9	32		7L864	4INT3000C-B/P-12
9	33		7L864	4INT3000C-B/P-56
9	34		7L864	4INT3000C-B/P-18
9	35		7L864	4INT3000C-B/P-19
9	36		7L864	4INT3000C-B/P-15
9	37		7L864	4INT3000C-B/P-33
9	38		7L864	4INT3000C-B/P-32
9	39		7L864	4INT3000C-B/P-31
9	40		7L864	4INT3000C-B/P-30
9	41		7L864	4INT3000C-B/P-28
9	42		7L864	4INT3000C-B/P-27
9	43		7L864	4INT3000C-B/P-22
9	44		7L864	4INT3000C-B/P-21
9	45		7L864	4INT3000C-B/P-29
9	46		7L864	4INT3000C-B/P-26
9	47		7L864	4INT3000C-B/P-23
9	48		7L864	4INT3000C-B/P-24
9	49		7L864	4INT3000C-B/P-25
9	50		7L864	4INT3000C-B/P-16
9	51		7L864	4INT3000C-B/P-17
9	52		7L864	4INT3000C-B/P-6
9	53		7L864	4INT3000C-B/P-1
9	54		7L864	4INT3000C-B/P-20
10	1	4610-00-269-0163	81349	MIL-H-12732
1-1	1	4730-01-186-0821	96906	MS49000-19
11	2	5330-00-612-2414	96906	MS27030-6
11	3	4720-01-163-5088	97403	13225E9136-1
11	4	5365-00-926-5411	9H113	H01434M
11	5	4730-00-649-9100	96906	MS27028-11
11	6	5365-00-926-5411	9H113	H01434M
11	7		19099	RR-C-271-A
11	8	5330-00-612-2414	96906	MS27030-6
11	9	4730-00-915-5127	96906	MS27029-11
11	10	5365-00-926-5411	9H113	H01434M
11	11		19099	RR-C-271-A
11	12		70847	J230
11	13	4730-00-938-7996	96906	MS27021-11
11	14	4730-00-360-0943	96906	MS27025-11
11	15	5330-00-612-2414	96906	MS27030-6
11	16		24161	25006-1-1
12	1	4730-00-938-7997	96906	MS27022-11
12	2	4320-00-542-3347	97403	13200E8800
12	3	4730-00-088-9285	96906	MS27026-11
12	4	5330-00-612-2414	96906	MS27030-6

CROSS-REFERENCE INDEXES

FIGURE AND ITEM NUMBER INDEX

FIG.	ITEM	STOCK NUMBER	CAGEC	PART NUMBER
13	1	4720-01-163-4684	97403	13225E9135-2
13	2	5365-00-926-5411	9H113	H01434M
13	3	4730-00-649-9100	96906	MS27028-11
13	4	5365-00-926-5411	9H113	H01434M
13	5		19099	RR-C-271-A
13	6	5330-00-612-2414	96906	MS27030-6
13	7	4730-00-915-5127	96906	MS27029-11
13	8	5365-00-926-5411	9H113	H01434M
13	9		19099	RR-C-271-A
13	10		70847	J230
13	11	4730-00-938-7996	96906	MS27021-11
13	12	4730-00-360-0943	96906	MS27025-11
13	13	5330-00-612-2414	96906	MS27030-6
13	14		24161	25005-2-2
14	1		96906	MS49000-5
14	2	5330-00-612-2414	96906	MS27030-6
14	3	4610-01-117-8271	97403	13200E6480
14	4		96906	MS49000-11
14	5	5330-00-612-2414	96906	MS27030-6
14	6		96906	MS49000-19
14	7	5330-00-612-2414	96906	MS27030-6
14	8	4730-00-840-0797	96906	MS27022-17
14	9	4730-00-088-9286	96906	MS27024-17
14	10	5330-00-899-4509	96906	MS27030-9
14	11		90598	25010-5
15	1	4930-01-120-7426	97403	13225E9140
15	2	4030-00-948-7315	96906	MS87006-33
15	3		19099	RR-C-271-A
15	4	5315-00-839-5820	96906	MS2466-5-134
15	5	5315-00-812-1236	96906	MS20392-3C35
15	6		97403	13225E9146
15	7		97403	13225E9145
16	1		97403	13225E9089
17	2	5365-00-926-5411	9H113	H01434M
17	3	4720-01-163-4682	97403	13225E9136-3
17	4	5365-00-926-5411	9H113	H01434M
17	5		19099	RR-C-271-A
17	6	5330-00-899-4509	96906	MS27030-9
17	7	4730-00-640-6188	96906	MS27029-17
17	8	5365-00-926-5411	9H113	H01434M
17	9		19099	RR-C-271-A
17	10	4730-00-078-2519	70847	J215
17	11	4730-00-649-7388	96906	MS27021-17
17	12	4730-01-235-9769	96906	MS27025-17
17	13	5330-00-899-4509	96906	MS27030-9
17	14		24161	25006-3-3
18	1		90598	13225E9089-Y
18	2	5310-00-732-0558	96906	MS51967-8
18	3	5310-00-637-9541	96906	MS35338-46
18	4	5310-00-080-6004	96906	MS27183-14
18	5	5305-00-269-3221	96906	MS90725-71

CROSS-REFERENCE INDEXES

FIGURE AND ITEM NUMBER INDEX

FIG.	ITEM	STOCK NUMBER	CAGEC	PART NUMBER
18	6	5330-01-141-1864	97403	13220E1069-1
18	7	4730-00-840-5347	96906	MS27023-17
18	8	4730-00-840-5348	96906	MS27027-17
18	9	5330-00-899-4509	96906	MS27030-9
18	10	4820-01-159-0439	41592	235RF-0500AV
18	11	5310-01-262-1359	41592	235RF-02052N
18	12	5340-01-381-1690	41592	235RF-02043A
18	13	5310-01-262-1337	41592	235RF-020721
18	14	5360-01-262-1338	41592	235RF-02162S
18	15	5330-01-262-1363	41592	235RF-020621
18	16		41592	235RF-05082P
18	17		41592	235RF-02202N
18	18		41592	235RF-02212W
18	19		41592	235RF-02192S
18	20		41592	235RF-0202MB
18	21	5330-01-381-9931	41592	235RF-05092G
18	22		41592	235RF-02182S
18	23		41592	235RF-0210MD
18	24		41592	235RF-0212MD
18	25		41592	235RF-0217MR
18	26		41592	235RF-0203MS
18	27		41592	235RF-0201MB
18	28		41592	235RF-0215MR
19	1		90598	13225E9089-Y1
19	2	4730-00-840-0796	96906	MS27020-17
19	3		8T694	25020-1-TN
19	4	4730-01-270-6554	79154	C-040-791-OA
19	5		79154	7/16X2YELLOW
19	6	5330-01-342-8611	79154	G-040-077-0-E0
20	1		79154	6X6X425A
20	2		79154	C-060-791-AEB
20	3		79154	1/2X2 1/16GREEN
20	4		79154	G-060-077-0-E0
20	5	5120-01-270-1428	79154	STYLE792
21	1	5430-01-106-9478	81349	M53029-20
22	1		81348	MIL-S-53012
23	1		6S104	MTW160-030N-JJD
23	2	4030-00-064-6730	39428	3560T48
23	3	4730-01-333-1899	97403	13-226-EI70
23	4		39428	2997T64
23	5	4030-00-243-4440	96906	MS16842-7
23	6	4030-00-282-2512	39428	3494T16
23	7		39428	3440T41
23	8		39428	3151T14
23	9	4030-01-206-5035	97403	13225E9188
23	10	3820-01-359-0869	97403	13225E9189
23	11		27353	LB-020
23	12		90598	25026-100
23	13	4010-00-228-9943	81348	RR-C-271
23	14	4010-01-204-1128	39428	8947T14
23	15	5320-00-850-3233	07707	SD64BS

CROSS-REFERENCE INDEXES

FIGURE AND ITEM NUMBER INDEX

FIG.	ITEM	STOCK NUMBER	CAGEC	PART NUMBER
23	16		90598	25083-3
23	17		98003	HC207CE/HC205CE
23	18		90598	25047-101
23	19		90598	25103-1
23	20		90598	25076-100
24	1		90598	13226E1582-20
24	2	5310-00-838-1702	96906	MS35691-57
24	3	5310-00-763-8921	96906	MS51967-23
24	4	5310-00-809-8533	96906	MS27183-23
24	5	5306-01-212-1263	97403	13212E7103
24	6		90598	25031-102
24	7		90598	25031-100
24	8		90598	13212E7104-20
25	1		90598	25050-102
25	2		87403	13227E9787
25	3		97403	13228E3296
25	4	5310-00-432-3627	96906	MS27130-543K
25	5	5305-01-305-2573	80205	NAS1298-3-4
25	6	5310-00-894-3638	80205	NAS1291C3M
25	7	5320-00-233-8695	96906	MS17312-1
25	8		97403	13208E9055
25	9	5305-01-382-7474	96906	MS21316-48
25	10		97403	13225E9152
25	11		90598	25651-8
25	12	5315-00--839-5822	96906	MS24665-353
25	13	5340-01-212-5656	97403	13200E5958
25	14	5315-01-212-5559	97403	13200E5959
25	15		79154	C-060-791-AEB
25	16		81349	MIL-H-53027-5000
25	17		70847	L-290
25	18		79154	STYLE48AX6
25	19		63317	A300-01-001
26	1		97403	13225E9196
26	2		79154	C-060-671-AEB
26	3		79154	1/2X2 1/16GREEN
26	4		79154	G-060-077-0-E0
26	5		34494	912BDD-19
26	6		90598	25028-101
27	1		86184	6INCH90G-01ABKX
27	2		86184	16414
27	3	5310-00-763-8920	96906	MS51967-20
27	4	5310-00-809-3079	96906	MS27183-19
27	5	5305-00-724-7224	80204	B1821BH063C250N
27	6	5305-00-938-1539	80204	B1821BH075C200N
27	7	5310-00-809-8533	96906	MS27183-23
27	8		86184	1217202K
27	9		86184	1223501G
27	10		86184	9789519H
27	11	4730-01-270-0707	86184	6730017J
27	12	4820-01-247-5964	86184	6778327E
27	13	4730-01-024-1317	86184	67587-17A

CROSS-REFERENCE INDEXES

FIGURE AND ITEM NUMBER INDEX

FIG.	ITEM	STOCK NUMBER	CAGEC	PART NUMBER
27	14		86184	6764453E
27	15		86184	9789525E
27	16	4730-01-267-5947	86184	6730117G
27	17		86184	6786212J
27	18		86184	6758719G
27	19	4730-01-267-5953	86184	31077B
27	20	4730-01-267-5965	86184	9787002G
27	21		86184	6786312G
27	22		86184	7621402C
27	23		86184	67628J
27	24		86184	71882-01D
27	25		86184	67801-06J
27	26		86184	67578-21B
27	27		86184	43394G
27	28		86184	71881H
27	29		86184	71885J
27	30		86184	71883D
27	31		86184	7055007E
27	32		86184	71891G
27	33		86184	C6936D
27	34		86184	37137H
27	35		86184	37133G
27	36		86184	37135B
27	37		86184	40174F
27	38		86184	8339709B
27	39		86184	6766012G
27	40		86184	6758721C
27	41		86184	6758720E
27	42		86184	6758718J
27	43	4820-01-267-5972	86184	100-01-1498C
27	44		86184	6781118C
27	45		86184	C7240K
27	46		86184	C0974A
27	47		86184	C1534B
27	48		86184	8937901A
27	49		86184	C0973C
27	50		86184	87893E
27	51		86184	C0966G
27	52		86184	V5138C
27	53		86184	V1692C
27	54		86184	V6792F
27	55		86184	V5519D
27	56		86184	C1029C
27	57		86184	00851G
27	58		86184	79911E
27	59		86184	V6901C
27	60		86184	6766014C
28	1	4720-01-163-4686	97403	13225E9135-6
28	2	5365-00-926-5411	9H113	H01434M
28	3	4730-00-064-4435	96906	MS27028-19
28	4	5365-00-926-5411	9H113	H01434M

CROSS-REFERENCE INDEXES

FIGURE AND ITEM NUMBER INDEX

FIG.	ITEM	STOCK NUMBER	CAGEC	PART NUMBER
28	5		19099	RR-C-271-A
28	6	5330-00-412-9780	96906	MS27030-10
28	7	4730-00-064-4434	96906	MS27029-19
28	8	5365-00-926-5411	9H113	H01434M
28	9		19099	RR-C-271-A
28	10		70847	X768-99
28	11		96906	MS27021-21
28	12		96906	MS27025-21
28	13	5330-00-412-9780	96906	MS27030-10
28	14		24161	25005-6-6
29	1		97403	13225E9190
29	2		79154	C-060-791-AEB
29	3		79154	1/2X2 1/16GREEN
29	4		79154	G-060-077-0-E0
29	5		8T694	05290-2TN
29	6	4730-01-186-0815	96906	MS27020-19
29	7		8T694	05288-1TN
29	8	4730-00-088-9286	96906	MS27024-17
29	9	5330-00-899-4509	96906	MS27030-9
29	10		79154	33AX6
30	1		90598	13225E9088-30
30	2	4820-01-186-0744	79154	V-060-700-0-EM
30	3		79154	BA55000Z00
30	4		79154	K0607000EM
30	5		79154	K06070001A
30	6		81349	MIL-H-53027-500
30	7		70847	L-290
30	8		79154	STYLE48AX6
30	9		63317	A300-01-005
30	10		81349	MIL-H-53027-100
30	11		70847	L-290
30	12		79154	STYLE48AX6
30	13		63317	A300-01-002
30	14		81349	MIL-H-53027-200
30	15		70847	L-290
30	16		79154	STYLE48AX6
30	17		63317	A300-01-003
30	18		97403	13225E9196
30	19		79154	C-060-791-AEB
30	20		79154	1/2X2 1/16GREEN
30	21		79154	G-060-077-0-E0
30	22		34494	912BDD-19
30	23		90598	25028-101
30	24		79154	STYLE710X6
30	25	4320-01-159-7992	97403	PD80366
30	26		79154	30A6
30	27		79154	C-060-791-AEB
30	28		79154	1/2X2 1/16GREEN
30	29		79154	G-060-077-0-E0
30	30	5120701-270-7428	79154	STYLE792
31	1	5411-01-132-1269	90598	ES201

CROSS-REFERENCE INDEXES

FIGURE AND ITEM NUMBER INDEX

FIG.	ITEM	STOCK NUMBER	CAGEC	PART NUMBER
32	1	4730-01-186-0817	96906	MS27024-19
32	2	5330-00-412-9780	96906	MS27030-10
32	3		8T694	05290-2TN
32	4		8T694	05289-1TN
32	5		79154	C-060-791-AEB
32	6		79154	1/2X2 1/16GREEN
32	7		79154	G-060-077-0-E0
32	8	5120-01-270-7428	79154	STYLE792
33	1	3835-01-199-4014	97403	13226E1577
33	2	3835-01-361-5682	97403	13226E1579
33	3		79154	78AX8
33	4		79154	G-78AX8GRDE
33	5		90598	25116-100
33	6		79154	50A8X6
33	7		63853	08E006
33	8		8T694	05289-1TN
33	9		90598	25100-100
33	10	4730-00-844-9014	81348	WWC633-10-B
33	11	4320-01-212-9621	89117	GL-1
33	12		97403	13225E9198
33	13	4730-01-209-4413	79154	78AX6
33	14		79154	G-78AX6GRDE
33	15	4730-01-355-8403	97403	13226E1580
33	16	4730-01-340-2282	81348	WWC633-15-B
33	17		79154	C-060-791-AEB
33	18		79154	1/2X2 1/16GREEN
33	19		79154	G-060-077-0-E0
33	20	5120-01-270-7428	79154	STYLE792
33	21		81348	WW-V-35
33	22		81349	WW-C-633
33	23		81349	M10388-A-08-AK-1 -C-6A
33	24		81349	WW-C-633
33	25		90598	25097-1
33	26		90598	25027-100
33	27	4010-00-228-9943	81348	RR-C-271
33	28	4010-01-204-1128	39428	8947T14
33	29	5320-01-174-2545	07707	SSD64BS
33	30		90598	25083-2
33	31		98003	HC207CE/HC205CE
33	32		90598	25094-100
33	33		90598	25096-100
33	34		61957	SD66BS
33	35		90598	25089-1
33	36		90598	25090-4
33	37		90598	25090-2?
33	38		39428	9588K11
33	39		90598	25090-3
33	40		61957	SD32BS
33	41	5340-00-069-2804	81349	M24066-2-326
34	1	3835-01-199-4015	97403	13226E1571

CROSS-REFERENCE INDEXES

FIGURE AND ITEM NUMBER INDEX

FIG.	ITEM	STOCK NUMBER	CAGEC	PART NUMBER
34	2		97403	13225E9186
34	3		96906	MS51967-14
34	4	5310-00-809-5997	96906	MS27183-17
34	5		96906	MS90725-123
34	6	5340-01-359-5640	97403	13225E9187
34	7		96906	MS51967-14
34	8	5310-00-809-5997	96906	MS27183-17
34	9		96906	MS90725-123
34	10		90598	13226E1571-6
34	11		96906	MS51967-14
34	12	5306-00-141-7179	96906	MS27950-8
34	13		97403	13226E1572
34	14		96906	MS51967-14
34	15	5310-00-809-5998	96906	MS27183-18
34	16	5306-00-141-7179	96906	MS27950-8
34	17	5310-00-088-1251	96906	MS51922-1
34	18	5310-00-809-4058	96906	MS27183-10
34	19	5305-00-071-2513	80204	B1821BH025C250N
34	20	5306-00-057-2507	96906	MS35751-21
34	21		97403	13226E1573
34	22		97403	13226E1574
34	23		97403	13226E1583
34	24		97403	13226E1584
34	25		90598	25027-101
34	26	4010-00-228-9943	81349	RR-C-271
34	27	4010-01-204-1128	39428	8947T14
34	28	5320-01-174-2545	07707	SSD64BS
34	29		90598	25083-2
34	30		98003	HC207CE/HC205CE
34	31		90598	25094-100
34	32		90598	25096-101
34	33		90598	25127-1
35	1	4730-01-199--4016	97403	13226E1581
35	2		29891	60870
35	3		97403	13226E1581-15
35	4		79154	C-060-791-AEB
35	5		79154	1/2X2 1/16GREEN
35	6		79154	G-060-077-0-E0
35	7	5120-01-270-7428	79154	STYLE792
35	8		79154	G-060-077-0-E0
35	9		79154	H-060-470-A-SM
35	10		79154	STYLE4726IN
35	11		79154	STYLE4716IN
35	12		81348	GGG-W-641
35	13		81348	GGG-W-641
35	14		90598	25044-100
35	15		39428	3607T18
35	16	4010-01-204-1128	39428	8947T14
35	17	5320-00-850-3233	07707	SD64BS
35	18		90598	25083-1
35	19		98003	HC207CE/HC205CE

CROSS-REFERENCE INDEXES

FIGURE AND ITEM NUMBER INDEX

FIG.	ITEM	STOCK NUMBER	CAGEC	PART NUMBER
35	20		90598	25047-100
35	21		90598	25046-100
35	22		90598	25115-100
35	23	5320-00-879-4473	07707	SD42BS
35	24		80063	SCD20648
35	25	5320-00-850-3233	07707	SD64BS
35	26		90598	25089-1
35	27		90598	25090-4
35	28		81349	M24066/2-132
35	29	5320-00-850-3241	07707	SD66BS
35	30		90598	25090-6
35	31		90598	25090-1
35	32		90598	25118-3
36	1		97403	13226E1576
36	2	5315-01-381-9609	96906	MS90714-8B
36	3		19853	RPLU24PT
36	4		97403	13225E9195
36	5		79154	C-060-791-AEB
36	6		79154	1/2X2 1/16GREEN
36	7		79154	G-060-077-0-E0
36	8		32142	15604
36	9		90598	25067-2
36	10		81348	GGG-W-641
36	11		81348	GGG-W-641
36	12		81348	GGG-W-641
37	1	5430-61-350-7529	90598	22000-601
37	2		90598	22036-101
37	3	5330-01-292-0179	86730	TXIV10420
37	4		90598	22003-100
37	5		71286	39S02-1-1AA
37	6		71286	39S11-3-1AA
37	7		96906	MS27183-15
37	8	5330-01-292-0179	86730	TXIV10420
37	9		90598	22031-100
37	10		90598	22067-1
37	11		90598	22002-101
37	12	5330-01-292-0179	86730	TXIV10420
37	13		90598	22050-1
37	14		92729	2TT-NX14FT
37	15		26938	22077-1
37	16		90598	22001-100
37	17		96906	MS21236-2
37	18		96906	MS21044N4
37	19		96906	MS27183-10
37	20		96906	MS90726-5
37	21		90598	22023-1
37	22		90598	22010-2
37	23		90598	22010-1
37	24		90598	22011-1
38	1	3540-00-445-3325	70847	C001

By Order of the Secretary of the Army:

Official:

GORDON R. SULLIVAN
General, United States Army
Chief of Staff

MILTON H. HAMILTON
Administrative Assistant to the
Secretary of the Army
06301

DISTRIBUTION:

To be distributed in accordance with DA Form 12-25-E, block no. 6093, requirements for TM 10-4320-345-23P

RECOMMENDED CHANGES TO EQUIPMENT TECHNICAL PUBLICATIONS



THEN...JOT DOWN THE
DOPE ABOUT IT ON THIS FORM.
CAREFULLY TEAR IT OUT, FOLD IT
AND DROP IT IN THE MAIL.

SOMETHING WRONG WITH PUBLICATION

FROM: (PRINT YOUR UNIT'S COMPLETE ADDRESS)

DATE SENT

PUBLICATION NUMBER

PUBLICATION DATE

PUBLICATION TITLE

BE EXACT PIN-POINT WHERE IT IS

PAGE
NO.

PARA-
GRAPH

FIGURE
NO.

TABLE
NO.

IN THIS SPACE, TELL WHAT IS WRONG
AND WHAT SHOULD BE DONE ABOUT IT.

TEAR ALONG PERFORATED LINE

PRINTED NAME, GRADE OR TITLE AND TELEPHONE NUMBER

SIGN HERE

THE METRIC SYSTEM AND EQUIVALENTS

Linear Measure

1 centimeter = 10 millimeters = .39 inch
 1 decimeter = 10 centimeters = 3.94 inches
 1 meter = 10 decimeters = 39.37 inches
 1 dekameter = 10 meters = 32.8 feet
 1 hectometer = 10 dekameters = 328.08 feet
 1 kilometer = 10 hectometers = 3.2808.8 feet

Square measure

1 sq. centimeter = 100 sq. millimeters = .155 sq. in.
 1 sq. decimeter = 100 sq. centimeters = 15.5 inches
 1 sq. meter (centare) = 100 sq. decimeters = 10.76 feet
 1 sq. dekameter (are) = 100 sq. meters = 1.076.4 sq. ft.
 1 sq. hectometer (hectare) = 100 sq. dekameters = 2.47 acres
 1 sq. kilometer = 100 hectometers = .386 sq. miles

Weights

1 centigram = 10 milligrams = .15 grain
 1 decigram = 10 centigrams = 1.54 grains
 1 gram = 10 decigram = .035 ounce
 1 dekagram = 10 grams = .35 ounce
 1 hectogram = 10 dekagrams = 3.52 ounces
 1 kilogram = 10 hectograms = 2.2 pounds
 1 quintal = 100 kilograms = 220.46 pounds
 1 metric ton = 10 quintals = 1.1 short tons

Liquid Measure

1 dekaliter = 10 liters = 2.64 gallons
 1 hectoliter = 10 dekaliters = 26.42 gallons
 1 kiloliter = 10 hectoliters = 264.18 gallons
 1 liter = 10 deciliters = 33.81 fl. ounces
 1 centiliter = 10 milliliters = .34 fl. ounce
 1 deciliter = 10 centiliters = 3.38 fl. ounces
 1 metric ton = 10 quintals = 1.1 short tons

Cubic Measure

1 cu. centimeter = 1000 cu. millimeters = .06 cu. inch
 1 cu. decimeter = 1000 cu. centimeters = 61.02 cu in.
 1 cu. meter = 1000 cu. decimeters = 35.31 cu. feet

Approximate Conversion Factors

To change	To	Multiply by	To change	To	Multiply by
inches	centimeters	2.540	ounce inches	newton-meters	.0070062
feet	meters	.305	centimeters	inches	.394
yards	meters	.914	meters	feet	3.280
miles	kilometers	1.609	meters	yards	1.094
sq. inches	sq. centimeters	6.451	kilometers	miles	.621
sq. feet	sq. meters	.093	sq. centimeters	sq. inches	.155
sq. yards	sq. meters	.836	sq. meters	sq. yards	10.764
sq. miles	sq. kilometers	2.590	sq. kilometers	sq. miles	1.196
acres	sq. hectometers	.405	sq. hectometers	acres	2.471
cubic feet	cubic meters	.028	cubic meters	cubic feet	35.315
cubic yards	cubic meters	.765	milliliters	fluid ounces	.034
fluid ounces	milliliters	29.573	liters	pints	2.113
pints	liters	.472	liters	quarts	1.057
quarts	liters	.946	grams	ounces	.035
gallons	liters	3.785	kilograms	pounds	2.205
ounces	grams	28.349	metric tons	short tons	1.102
pounds	kilograms	.454	pound-feet	newton-meters	1.356
short tons	metric tons	.907			
pound inches	newton-meters	.11296			

Temperature (Exact)

°F Fahrenheit temperature

5/9 (after subtracting 32)

Celsius Temperature °C

PIN : 072212-000